

Cincinnati Children's Hospital Medical Center  
EIN: 31-0833936  
Community Health Needs Assessment  
June 30, 2019

## **CINCINNATI CHILDREN'S COMMUNITY HEALTH NEEDS ASSESSMENT**

Cincinnati Children's Hospital Medical Center ("Cincinnati Children's"), located in Cincinnati, Ohio, is a private, 501(c)(3) corporation that owns and operates a comprehensive academic medical center that includes one of the nation's largest pediatric quaternary and tertiary care facilities with research operations and teaching programs.

Cincinnati Children's serves as the Department of Pediatrics for the University of Cincinnati College of Medicine and is among the largest pediatric medical education programs in the U.S. Cincinnati Children's provides training to hundreds of medical residents, postdoctoral fellows, nurses, and other healthcare professionals, as well as training and education to parents, families, and the community.

Cincinnati Children's is one of the largest pediatric research programs in the nation. Cincinnati Children's translational research, results in innovations that have a direct impact on improving child health for kids in the local community and around the world.

Cincinnati Children's has a long-standing, deep-rooted commitment to the communities that it serves, providing over \$200 million in charitable care a year. Cincinnati Children's 2020 strategic plan includes a goal to help Cincinnati's children to be the healthiest in the nation, emphasizing community partnerships, connecting and integrating primary care, reducing infant mortality and prematurity, improving kindergarten readiness and third-grade reading, and addressing social influences of health.

Cincinnati Children's conducted a Community Health Needs Assessment of the Primary Service Area and evaluated both primary and secondary data. Working with the community and key informants, Cincinnati Children's identified significant health needs and is committed to addressing the needs through programs, resources, collaborations and more.

## TABLE OF CONTENTS

<b>INTRODUCTION .....</b>	<b>3</b>
<b>COMMUNITIES SERVED BY CINCINNATI CHILDREN’S .....</b>	<b>3</b>
<b>COMMUNITY HEALTH NEEDS ASSESSMENT METHODS .....</b>	<b>4</b>
<b>COMMUNITY INPUT .....</b>	<b>4</b>
<b>PRIORITIZED SIGNIFICANT CHILD HEALTH NEEDS .....</b>	<b>4</b>
<b>POTENTIALLY AVAILABLE RESOURCES .....</b>	<b>8</b>
<b>EVALUATION OF IMPACT .....</b>	<b>8</b>
<b>APPENDIX A: DEMOGRAPHICS OF COMMUNITY .....</b>	<b>13</b>
<b>APPENDIX B: COMMUNITY HEALTH NEEDS ASSESSMENT TEAM AND PARTNERS .....</b>	<b>17</b>
<b>APPENDIX C: COMMUNITY HEALTH NEEDS ASSESSMENT METHOD .....</b>	<b>19</b>
<b>APPENDIX D: COMMUNITY HEALTH NEEDS ASSESSMENT QUESTIONNAIRES .....</b>	<b>22</b>
<b>APPENDIX E: LIST OF KEY INFORMANT INTERVIEW PARTICIPANTS .....</b>	<b>27</b>
<b>APPENDIX F: LIST OF COMMUNITY FOCUS GROUP PARTNERS .....</b>	<b>30</b>
<b>APPENDIX G: COMMUNITY HEALTH NEEDS PRIORITIZATION SURVEY .....</b>	<b>31</b>
<b>APPENDIX H: DATA SUMMARY TABLES .....</b>	<b>32</b>
<b>APPENDIX I: LIST OF REOURCES BY COUNTY .....</b>	<b>42</b>

## CINCINNATI CHILDREN’S COMMUNITY HEALTH NEEDS ASSESSMENT

### I. INTRODUCTION

This report assesses the child community health needs in the eight-county Greater Cincinnati, Ohio geographic area (“Primary Service Area”). Cincinnati Children’s Primary Service Area includes the following: Butler, Clermont, Hamilton and Warren counties in Ohio; Boone, Campbell and Kenton counties in Kentucky; and Dearborn County in Indiana. The report is intended to comply with the Patient Protection and Affordable Care Act of 2010 and Internal Revenue Service regulations requiring Cincinnati Children’s to conduct a Community Health Needs Assessment every three years and to adopt an implementation strategy to meet the community needs identified through the Community Health Needs Assessment. This assessment is designed and intended to meet the needs assessment requirement in Section 501(r)(3) as it is currently understood and interpreted by Cincinnati Children’s management.

This assessment considered multiple data sources, including both primary and secondary data. Data sources include secondary data (regarding demographics and health status indicators), community surveys, community focus groups and interviews with key informants.

### II. COMMUNITIES SERVED BY CINCINNATI CHILDREN’S

Cincinnati Children’s serves patients from all 50 states and over 50 countries. Cincinnati Children’s operates 16 healthcare facilities within the Primary Service Area. Cincinnati Children’s Community Health Needs Assessment is inclusive of all Cincinnati Children’s campuses and consists of the four hospital facilities referenced below.

Cincinnati Children’s has four hospital facilities<sup>1</sup>:

- Burnet Campus — The Burnet Campus has more than 450 staffed beds and 18 inpatient units, including the newborn, pediatric and cardiac ICUs; a bone marrow transplant unit; and other highly specialized facilities.
- Liberty Campus — The Liberty Campus, in Liberty Township, Ohio, features a 24-hour emergency department, an urgent care center, 54 inpatient beds and 4 inpatient units.
- College Hill Campus — The College Hill Campus offers inpatient and outpatient services for patients with mental health needs. This specialized facility has nine inpatient psychiatric units, including 87 staffed beds and 30 residential beds in 3 residential units for patients requiring long-term care.
- Lindner Center of HOPE — On the Lindner Center of HOPE campus, Cincinnati Children’s operates a 16-bed inpatient psychiatric unit.

More information about the demographics of Cincinnati Children’s patients and Primary Service Area is in Appendix A.

---

<sup>1</sup> A “hospital facility” is generally defined as a facility that is, or is required to be, licensed, registered or similarly recognized by a state as a hospital (source: 2012 Form 990 Instructions)

### **III. COMMUNITY HEALTH NEEDS ASSESSMENT METHODS**

Cincinnati Children's Community Health Needs Assessment was completed with representatives of key internal departments, community partners and public health representatives with relevant knowledge and experience. More information about the Cincinnati Children's Community Health Needs Advisory Team is available in Appendix B.

A detailed description of the Community Health Needs Assessment Process is available in Appendix C and D.

### **IV. COMMUNITY INPUT**

In order to understand the child health needs of Cincinnati Children's community, community members and key child health organizations were asked to participate in surveys, key informant interviews or focus groups. Through each data collection method, input was solicited through community members or representatives of organizations, including organizations serving vulnerable populations.

Community input was included in data sources as follows:

- Surveys: 2,757 caregivers of children 18 years or younger within Cincinnati Children's Primary Service Area were randomly surveyed during Spring/Summer 2017.
- Focus Groups: Focus groups were held during the Summer of 2018 in each of the counties in the Primary Service Area. A total of 553 participants attended a community focus group throughout 23 counties as part of a regional community health needs assessment. Participants included individuals from the community, FQHCs, health departments and other social service organizations who serve thousands of adults and children throughout those counties.
- Key Informant Interviews: Interviews were conducted during February-May 2018 with individuals representing 23 organizations servicing community members or children and families in the Primary Service Area. Many of these organizations serve minority, low-income and medically underserved communities as targeted populations.

For a complete list of key informants and community partners that collaborated on the assessment, please see Appendix E and F.

### **V. PRIORITIZED SIGNIFICANT CHILD HEALTH NEEDS**

Child health needs were assessed by collecting and analyzing input from both primary and secondary data sources. Secondary data were used to evaluate the current state of child health and guide key questions to identify important child health needs. Primary data collection survey tools included questions that were used to prioritize child health needs, such as, "What would you say is the most important child health issue facing Greater Cincinnati."

Once child health needs were identified from primary and secondary data sources, the Community Advisory Council, a group of community members representing community organizations from the counties in Cincinnati Children's Primary Service Area, were asked to prioritize health needs based on the following:

- Magnitude of child health need
- Severity of child health need
- Community will and community assets to address child health need
- Alignment with hospital's strengths and priorities
- Alignment with state and national child health priorities
- Best practice programs available to address need

A copy of the survey used for prioritization is available in Appendix G.

The following table shows the rank order of child health priorities:

<b>Rank</b>	<b>Child Health Need</b>
1	Child Mental Health
2	Childhood Obesity
3	Barriers to Care
4	Childhood Asthma
5	Child Safety and Unintentional Injury
6	Infant Mortality
7	Early Literacy/School Readiness
8	Dental

Each child health priority is summarized in rank order below:

#### Child Mental Health

Child mental health is a continuing and growing concern throughout the Greater Cincinnati area. In 2016-2018, more than 35,000 patients were seen each year at Cincinnati Children’s for mental health as a primary or secondary diagnosis and another 14,000 patients each year were seen in outpatient clinics. Cincinnati Children’s Emergency Department has seen more than 15,000 children a year in 2016 and 2017 for mental health evaluation. The Cincinnati Children’s Psychiatry Department has seen a 37% rise in the number of children coming to the Emergency Department for mental health evaluation (from 6,064 in 2014 to 8,324 in 2017) and a 41% rise in outpatient visits (from 37,430 in 2014 to 52,605 in 2017). Additionally, Cincinnati Children’s has seen a 25% rise in inpatient Psychiatric bed days (from 26,315 in 2014 to 32,868 in 2017).

Caregivers completing the community survey reported that 13% of their children were identified by a doctor or healthcare provider as having ADHD, 5.1% as having depression, and 11.5% as having anxiety. Caregivers reported that in the past 12 months, 12.6% of children had received treatment or counseling from a mental health professional. In addition, 5.4% of Caregivers rate their child’s mental or emotional health as fair or poor. In 2016, caregivers completing the community survey said that 11.6% of their children were identified by a doctor or healthcare provider as having a mental health challenge. Among key informants surveyed, 96.7% believe that child mental health is a high or very high need, and 86.6% believe child mental health need is getting worse. Community focus groups identified mental health as a top child health need, with 22% choosing mental health as the top child health need.

#### Childhood Obesity

Childhood obesity is another key priority throughout Cincinnati Children’s Primary Service Area. The Cincinnati Health Department collected data from Cincinnati Public Schools according to the Ohio Department of Education Guidelines. In 2016-17, 36.3% of students were obese or overweight

compared to 33% of students in 2013-14. Childhood obesity data provided are the most recent publically available data.

Caregivers reported in the 2017 community survey that 10.9% of children were severely obese and 27.0% were very severely obese. Caregivers also reported that 27.3% of children exercised or participated in physical activity for at least 60 minutes every day. Additionally, 7.2% of caregivers responded that it is difficult to purchase healthy food in their neighborhoods with the main reason being food costs too much (34.6%). Key informants rated obesity as a high or very high need (80%) and reported childhood obesity is getting worse or staying the same (90%).

### Barriers to Care

Cincinnati Children's serves children across the Primary Service Area with five primary care offices and three school-based health centers. In the 2017 community survey, 98.2% of caregivers reported that their child had a place to go when sick or in need of advice about their health. Of caregivers with a usual place to go, 74.4% identified their preferred place as a private doctor's office. In the past 12 months, 85.1% of caregivers reported their child had received preventative care and 7.5% reported that there was a time where care was delayed or not received.

Key informants also identified a number of barriers to care, including inflexible clinic hours for families with hectic work or life schedules, insufficient funding for public health clinics, lack of medical homes, lack of transportation to healthcare providers and long wait times for appointments. Additional barriers included the need for medical subspecialists and a shortage of primary care providers accepting patients insured through Medicaid. The Greater Cincinnati and Tri-State region also rank among the highest in poverty with more than 100,000 children living below the Federal Poverty Level based on 2017 Census Data.

### Childhood Asthma

According to the Centers for Disease Control, asthma is the leading chronic disease in children and affects 8.3% of children in the United States. Locally, the Cincinnati Health Department reported that one in six students in Cincinnati Public Schools has asthma.<sup>2</sup> In 2016, there were 2,693 visits to the Cincinnati Children's Emergency Department for asthma and 850 hospital admissions. In 2017, the numbers were slightly better with 2,623 visits to the Emergency Department and 772 hospital admissions for asthma. The community survey found that 12.9% of caregivers were told by a doctor or healthcare provider that their child has asthma. Key informants believe that asthma is a high or very high child health need (72.4%) and that the problem is staying the same or getting worse in the community (68.9%).

### Child Safety and Unintentional Injury

Nationally, unintentional injury is the leading cause of death for children ages 1 to 19.<sup>3</sup> At Cincinnati Children's, more than 2,000 patients are admitted to the hospital each year for injuries (Cincinnati Children's Trauma Registry). In 2017, 2,154 patients were seen inpatient for injuries and an additional 35,982 were seen in the Emergency Room or Urgent Care.

---

<sup>2</sup> City of Cincinnati Community Health Assessment, updated, December 21, 2017; [https://www.cincinnati-oh.gov/health/assets/File/EDIT%20THIS%20CHA\\_12\\_21\\_17%20FINAL.pdf](https://www.cincinnati-oh.gov/health/assets/File/EDIT%20THIS%20CHA_12_21_17%20FINAL.pdf)

<sup>3</sup> Center for Disease Control and Prevention, Ten Leading Causes of Death and Injury; <https://www.cdc.gov/injury/wisqars/LeadingCauses.html>

Safety and violence were also mentioned as child health issues in the community. The Mayerson Center for Safe and Healthy Children — a program at Cincinnati Children's for children who are victims of physical and sexual abuse and neglect — served 1,224 children in 2017. Hamilton County had 5,594 new reports of child abuse and neglect in 2017; Clermont County had 1,348 new reports; Butler County had 2,992 new reports; and Warren County had 788 new reports.<sup>4</sup>

A total of 41.4% of key informants rated child safety and unintentional injury in the community as a high or very high problem, and 72.4% believed the problem is staying the same or getting worse in Greater Cincinnati.

### Infant Mortality

Hamilton County ranks among the worst 10% for infant mortality in the country. The Cradle Cincinnati Annual Report<sup>5</sup> states that in 2017, 97 infants died in Hamilton County. In 2008-2012, Hamilton County had an infant mortality rate of 10.24 compared to 2013-2017 where the infant mortality rate was 8.98, representing a decrease over time, although still well above the national average. The infant mortality rate among African-Americans is 15.73 over the same time period. Infant mortality was rated as a high or very high need by 57% of key informants. Key informants (63.3%) also believed that infant mortality is improving in the community.

### Early Literacy/School Readiness

Early literacy plays an important part in child health and development. For Cincinnati Public Schools kindergarteners, the percentage of students ready for kindergarten in the 2014-15 school year was 52.2%, compared to 58.8% in the 2017-18 school year based on the Kindergarten Readiness Assessment. Key informants rate child literacy and reading as a high or very high need (86%), however 44.8% of key informants believe the situation is improving.

Caregivers with children in child care settings completing the community survey reported that 40% of children were in a child care center, public or private preschool or Head Start or Early Head Start. A key indicator of school readiness and literacy is preschool attendance. Among kindergarteners who attended Cincinnati Public preschool before kindergarten, 67.9% were ready for kindergarten based on the Kindergarten Readiness Assessment<sup>6</sup> compared to 55.1% of kindergarteners who did not attend preschool.

### Dental

Pediatric dental care is a growing concern in Cincinnati Children's Primary Service Area. In the 2017 community survey, 70.6% of caregivers reported that their child's teeth were in excellent or very good condition. Additionally, 54.5% of caregivers reported that their child had been seen by a dentist for a preventative care visit. However, 30.6% of caregivers that had delayed care for their child reported the care needed was dental. According to the Cincinnati Department of Health, 42.7 % of Cincinnati Public Schools students during the 2017-18 school year required a referral for follow-up, an indication of dental

---

<sup>4</sup> Public Children Services Association of Ohio, 13th Edition FactBook, 2017; [www.pcsao.org](http://www.pcsao.org)

<sup>5</sup> Cradle Cincinnati, Our Hope for the Future: Infant and Mental Health in Cincinnati and Hamilton County, 2017; <https://www.cradlecincinnati.org/wp-content/uploads/2018/04/CC-2017-Annual-Report-Web.pdf>

<sup>6</sup> The Kindergarten Readiness Assessment is a test administered to all Ohio kindergarteners at the beginning of the school year to assess the child's readiness to learn. Ohio Department of Education <http://education.ohio.gov/Topics/Early-Learning/Kindergarten/Ohios-Kindergarten-Readiness-Assessment>

disease.<sup>7</sup> Poverty is a risk factor for dental disease in children.<sup>8</sup> In key informant interviews, dental care was identified as a child health need.

## VI. POTENTIALLY AVAILABLE RESOURCES

The table below lists resources available at Cincinnati Children’s to address the identified significant child health needs.

For a list of additional resources, please see Appendix I.

**TABLE 1. CHILD HEALTH RESOURCES**

<b>Child Health Priority</b>	<b>Cincinnati Children’s Programs and Partners</b>
<b>Child Mental Health</b>	Behavioral Medicine and Clinical Psychology Integration into Primary Care; Bridge Clinic; Cincinnati Children’s College Hill Campus; Surviving the Teens; Parents on Point; Cincinnati Public Schools
<b>Childhood Obesity</b>	Bengals Play 60; Center for Better Health and Nutrition; Healthworks!; Recess at the Stadium
<b>Barriers to Care</b>	Cincinnati Children’s Pediatric Primary Care Clinics, School-Based Health Centers; Growing Well Cincinnati; Cincinnati Children’s physician network; First Ladies for Health Initiative; Every Child Succeeds; The Community Builder’s Health Champions
<b>Childhood Asthma</b>	Asthma Improvement Collaborative, Collaboration to Lessen Environmental Asthma Risks (CLEAR); Cincinnati Public School nurses
<b>Child Safety and Unintentional Injury</b>	Comprehensive Child Injury Center; Child HELP (Child Health-Law Partnership); Injury Free Coalition for Kids; Mayerson Center for Safe and Healthy Children
<b>Infant Mortality</b>	Perinatal Institute; Cradle Cincinnati; Every Child Succeeds
<b>Early Literacy/School Readiness</b>	Cincinnati Public Schools Quality Improvement Initiative; Every Child Succeeds; Imagination Library; Reach Out and Read; Reading Bears; Reading and Crafts; and School Partnerships
<b>Dental</b>	Cincinnati Children’s Dental Clinics; Cincinnati Children’s Pediatric Primary Care Clinics, School-Based Health Centers
<b>Other Child Health Resources</b>	CCHMC’s Community Health Initiative: All Children Thrive Learning Network; Avondale Mothers Empowered to Nurse; The Community Builder’s Health Champions; Ongoing coordination with county and local health departments on child health prevention and interventions

## VII. EVALUATION OF IMPACT

An evaluation of each child health need is listed in order of the priority from Cincinnati Children’s 2016 Community Health Needs Assessment below:

### Child Mental Health

In the 2016 Community Health Needs Assessment, Child Mental Health was the top child health need and continues to be a need throughout Cincinnati Children’s Primary Service Area. Over the past 6 years, the number of child mental health evaluations in Cincinnati Children’s Emergency Department rose 91%.

<sup>7</sup> Office of Community Oral Health Programs, Cincinnati Health Department

<sup>8</sup> Centers for Disease Control, Children’s Oral Health; [https://www.cdc.gov/oralhealth/children\\_adults/child.htm](https://www.cdc.gov/oralhealth/children_adults/child.htm)



Additionally, there have been rises in outpatient visits and inpatient psychiatric bed days. As the need has grown, Cincinnati Children's capacity to provide treatment has grown. Cincinnati Children's continues to be the only residential treatment facility integrated with a pediatric-focused hospital in Ohio at the Cincinnati Children's College Hill Campus. Cincinnati Children's College Hill Campus has nine inpatient psychiatric units, 87 staffed beds and 30 residential beds dedicated to serving children experiencing a mental health crisis. Cincinnati Children's also staffs 16 inpatient psychiatric beds at Lindner Center of Hope. Cincinnati children's has co-located psychologists in pediatric primary care sites and enhanced training for all pediatric providers. Preliminary data indicate a decrease in symptoms among referred children and an increase in well child care adherence. Cincinnati Children's has also partnered with many community organizations and schools to address child mental health in the community. Additionally, Cincinnati Children's is supporting Cincinnati Public Schools with implementation of evidence based behavioral health promotion interventions and partnered with several community organizations to offer evidence-based parenting classes.

### Childhood Obesity

Caregivers reported in the 2017 community survey, that 10.9% of children were overweight and 27% were obese. Comparison data were available from Cincinnati Public Schools showing that in 2016-17 36.3% of children were overweight or obese compared to 33% of students in 2013-14. As childhood obesity grows as a priority throughout Cincinnati Children's Primary Service Area, Cincinnati Children's continues to offer programs, such as The Center for Better Health and Nutrition, providing interventions in the schools and communities serving Cincinnati Children's patients. Additionally, Cincinnati Children's partners with community organizations to meet the growing need in Cincinnati Children's Primary Service Area.

### Child Safety and Unintentional Injury

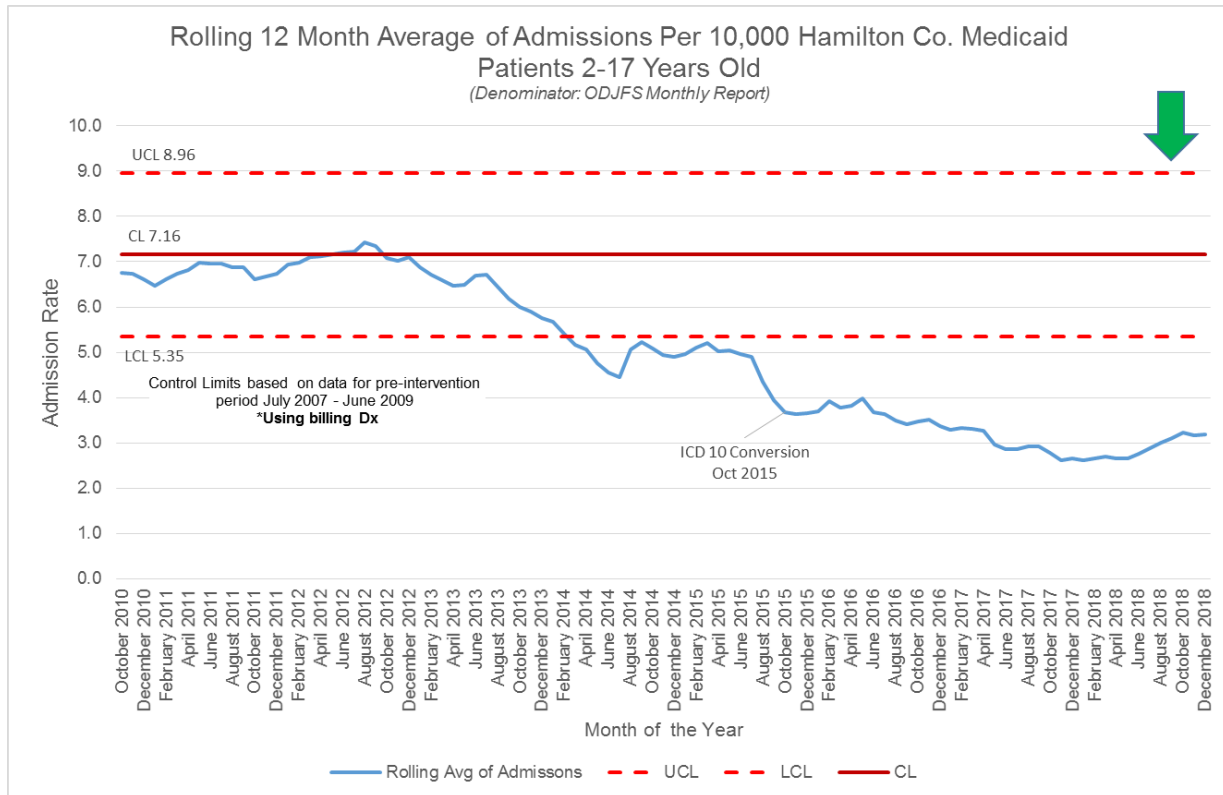
Child Safety and Unintentional Injury are a serious health need in Cincinnati Children's community. Cincinnati Children's admits over 2,000 patients a year for injuries. However, there has been a 15% decrease in the number of admissions (from 2,540 in 2015 to 2,154 in 2017). Hamilton County has also seen a 12% decrease in injuries for children (from 1,037 in 2015 to 917 in 2017).

Since 2012, Cincinnati Children's Comprehensive Children's Injury Center (CCIC) offers a variety of programs, including Safety Days and the Head Injury Clinic, to reduce injuries in five communities within Cincinnati Children's Primary Service Area that had the highest rates of unintentional injury. CCIC has installed approximately 2,000 safety bundles since 2015. Cincinnati Children's CCIC continues to implement programs and work to reduce unintentional injuries throughout Cincinnati Children's Primary Service Area.

### Childhood Asthma

Cincinnati Children's is addressing childhood asthma with interventions in the hospital and in the community. The Asthma Complex Care Center provides an in-hospital day treatment program where tough-to-manage asthma cases can compress months of asthma services into a single day and testing innovative care models using telehealth to support these children while at school. Additionally, patients in the inpatient unit are given the Asthma Risk Assessment Tool to identify factors that might contribute to a child's asthma. Cincinnati Children's works in the community with schools and school-based health centers to coordinate patients' care and improve communication between the hospital and the school. In Cincinnati Children's primary care clinics, a partnership with the Legal Aid Society helps address the impact of environmental triggers in low quality public housing and a partnership with a pharmacy delivers asthma medicine to patient's homes. Asthma continues to be a priority for Cincinnati Children's.

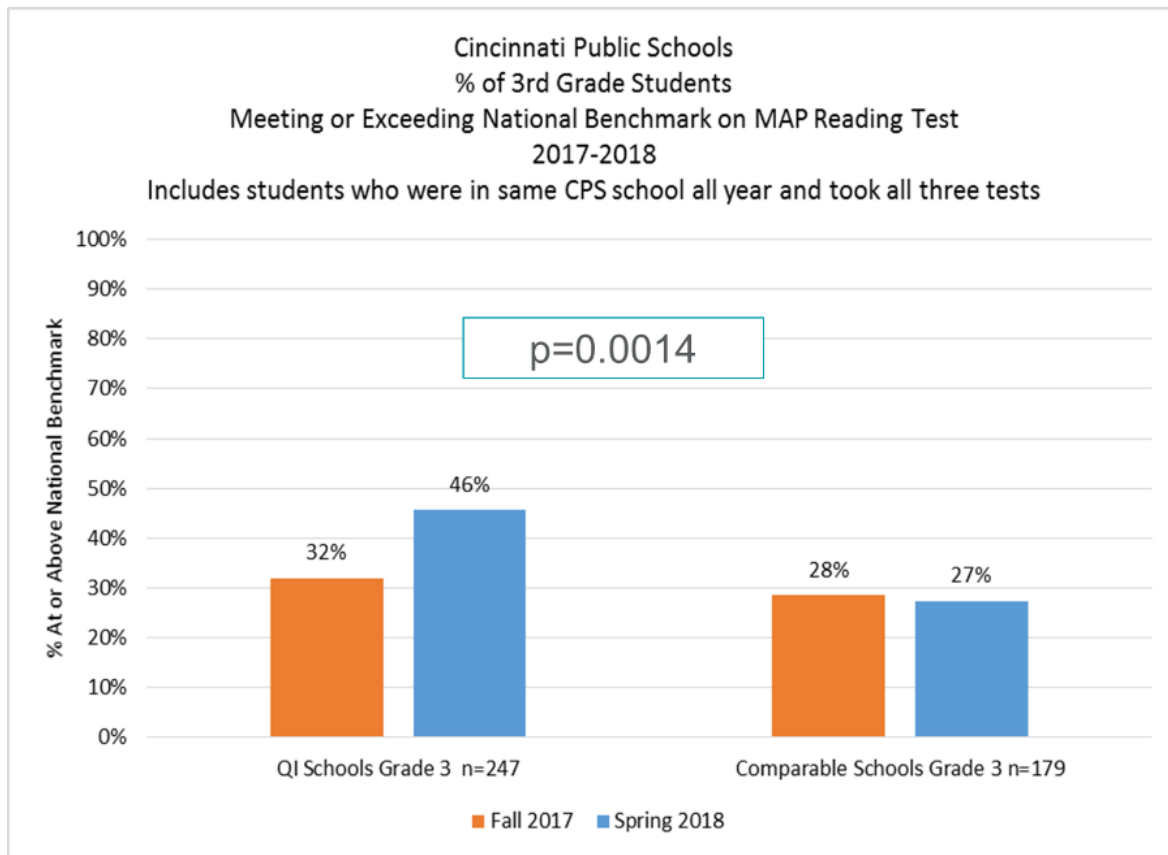
Through Cincinnati Children’s interventions, there has been a significant reduction in asthma admissions for children with Medicaid insurance living in Hamilton County (see chart below).



### Early Literacy/School Readiness

Early literacy and school readiness was the second highest ranked child health need by key informants, behind child mental health, but almost half believe the need is improving. In Cincinnati Public Schools, the percentage of students ready for kindergarten in 2014-15 was 52.2% compared to 58.8% in 2017-18.

Cincinnati Children’s is promoting early literacy and school readiness through community partnerships. Partnerships have included Reach Out and Read, Imagination Library and tutoring in local schools. Additionally, Cincinnati Children’s trained school staff in quality improvement methods to address early literacy. Students in schools with trained staff had significantly greater improvement in reading on state proficiency tests than comparison schools (see chart below). Cincinnati Children’s will continue to work with community partners to address early literacy and school readiness.



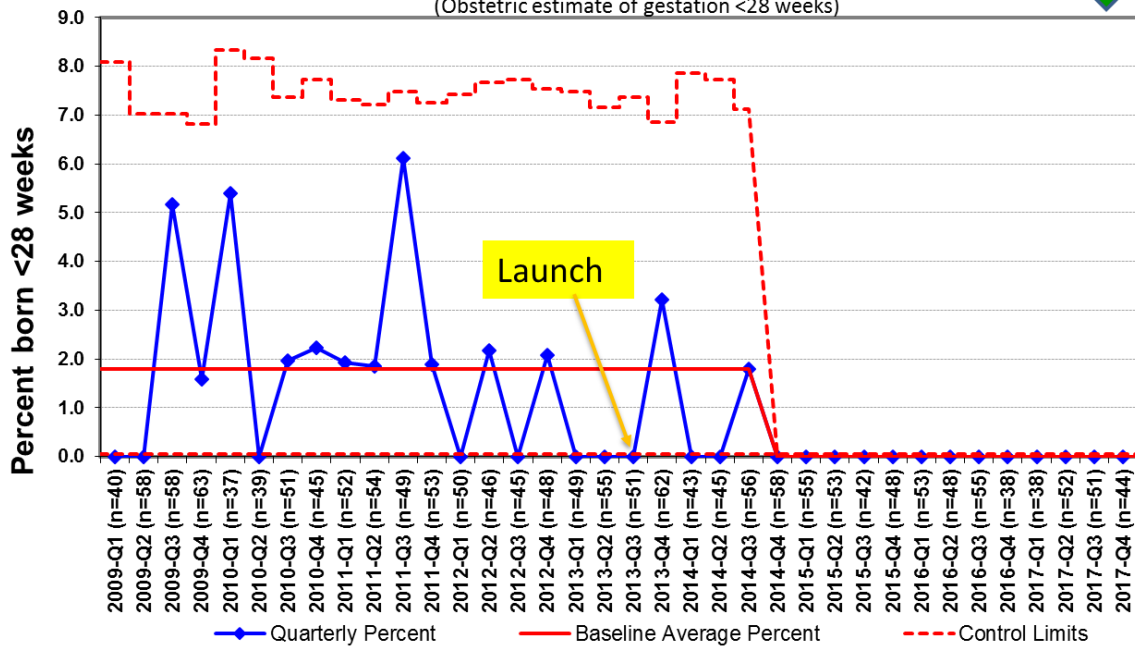
### Infant Mortality

Cincinnati Children’s is working to improve the infant mortality rate. In 2008-2012, Hamilton County had an infant mortality rate of 10.24 compared to 2013-2017 where the infant mortality rate was 8.98. Cincinnati Children’s collaborates with many partners throughout the community to help continue to address the infant mortality rate. Cincinnati Children’s Perinatal Institute and Fetal Care Center provide care before, during and after delivery. Programs such as the Center for Preterm Birth works to identify biological reasons for preterm birth and decrease the rate of prematurity and complications. Every Child Succeeds, a program managed by Cincinnati Children’s, provides best practice home visitation to first-time parents from pregnancy through the first three years. Cradle Cincinnati is a collaboration between Cincinnati Children’s, the city of Cincinnati, and other major health systems in the community to provide education and address risk factors to prevent infant mortality. While Hamilton County has only seen a slight decrease in the overall number of infants dying before their first birthday (from 98 in 2016 to 97 in 2018), the African-American infant mortality rate has decreased from 15.4 to 14.9 from 2016 to 2017. Infant mortality continues to be a priority for Cincinnati Children’s.

Extreme preterm birth (less than 28 weeks gestation) is the number one cause of infant mortality. Cincinnati Children’s co-led an initiative with two obstetric hospitals and a home visiting agency to reduce extreme preterm birth in one of the highest poverty zip codes in Cincinnati (see chart below). The partnership led to over 36 months without a single extreme preterm birth in that neighborhood, reducing the infant mortality rate for this neighborhood (see chart below).



**Resident singleton extreme preterm births**  
 in ZIP Code 45229 (Avondale - North Avondale), by quarter, 2009-2017  
 (Obstetric estimate of gestation <28 weeks)



Source: Hamilton County Public Health. Updated by J. Best

**Written Comments on 2016 Community Health Needs Assessment**

Cincinnati Children's 2016 Community Health Needs Assessment and implementation was made widely available to the public on Cincinnati Children's website at

<http://www.cincinnatichildrens.org/about/community/health-needs-assessment/>

In addition to posting the Community Health Needs Assessment, contact information including email address and phone numbers were listed. No comments or questions were received.

**2019 Community Health Needs Assessment Report Available Online or in Print**

The 2019 Community Health Needs Assessment is available at:

<https://www.cincinnatichildrens.org/about/community/health-needs-assessment>

For a printed copy, please contact [communityrelations@cchmc.org](mailto:communityrelations@cchmc.org).

\_\_\_\_\_/\_\_\_\_\_/\_\_\_\_\_

*Date adopted by authorized body of hospital*

## APPENDIX A: Demographics of Cincinnati Children’s Community

Cincinnati Children’s Primary Service Area is an eight-county region in Southwestern Ohio, Northern Kentucky, and Southeastern Indiana. The counties include: Brown, Butler, Clermont, Hamilton, Warren in Ohio; Boone, Bracken, Campbell in Kentucky; and Dearborn in Indiana. Brown and Clermont counties in Ohio are classified as part of Appalachia.

### Population

The population of the Metropolitan Area increased from an estimated 2,149,449 in 2014 to 2,215,139 in 2016. The majority of the Metropolitan Area’s residents live in Ohio. The most populous county is Hamilton County, with 38% of the region’s population. However, suburban Butler, Clermont, Warren and Boone counties are growing.

Year	Population	Change	Change %
1990	1,817,571	91,120	
2000	1,979,202	161,631	8.9%
2010	2,130,151	150,949	7.1%
2014	2,149,449	19,298	0.9%
2016	2,215,139	65,690	1%

Source: 1990- 2000 population from the US Census of Population. 2016 Estimate from Population Division, U.S. Census Bureau

### Age

In Cincinnati Children’s Primary Service Area, there are 543,534 children ages 0-19 years old. Below are tables with age ranges by each county in Cincinnati Children’s Primary Service Area.

Cincinnati Children’s Primary Service Area		
Age	Population	Percent
0-4 years	130,446	6%
5-9 years	135,196	6%
10-14 years	138,017	7%
15-19 years	139,875	7%

Area	Age Range			
	0-4 years	5-9 years	10-14 years	15-19 years
Dearborn IN	2,605	2,995	3,488	3,356
Boone KY	8,784	9,469	10,238	8,980
Campbell KY	5,454	5,348	5,402	6,260
Kenton KY	11,096	11,283	10,886	10,003
Butler OH	23,346	24,878	25,797	29,464
Clermont OH	11,928	13,377	14,027	12,768
Hamilton OH	54,101	52,410	50,646	52,728
Warren OH	13,132	15,436	17,533	16,316

Source: 1990- 2000 population from the US Census of Population. 2016 Estimate from Population Division, U.S. Census Bureau

### Family Type

Husband-wife families range from 58.0% in Hamilton County to 88.6% in Warren County. Single-

mother families range from 8.6% in Warren County to 34.1% in Hamilton County. Single-father families range from 2.7% in Warren County to 13.1% in Dearborn County.

Area	Family Type		
	Husband-wife	Single mother	Single father
USA	67.6%	24.2%	8.3%
Cincinnati MSA	66.7%	25.2%	8.2%
Dearborn IN	70.4%	16.5%	13.1%
Boone KY	70.0%	21.6%	8.3%
Campbell KY	63.5%	29.6%	6.9%
Kenton KY	60.3%	27.9%	11.8%
Butler OH	67.1%	24.7%	8.2%
Clermont OH	75.4%	18.0%	6.6%
Hamilton OH	58.0%	34.1%	7.9%
Warren OH	88.6%	8.6%	2.7%

Source: 1990- 2000 population from the US Census of Population. 2016 Estimate from Population Division, U.S. Census Bureau

#### Race

Racial demographics vary across the Metropolitan Area. Over 78% (1,730,496) of the population is Caucasian, and 12% (268,596) is African American. Hamilton County has the highest concentration of African American population at 26.1% followed by Butler County with 8.1%.

#### Ethnicity

Ethnicity is measured separately from race. In the Cincinnati Metropolitan Area, 97% of the total population is non-Hispanic/Latino, while three percent of the total population is Hispanic/Latino. In Butler County, 4.6% are Hispanic/Latino. In Dearborn County (Indiana), 1.3% are Hispanic/Latino.

Children, ages 0-17, in Cincinnati Children’s Primary Service Area

	Race/Ethnicity			
	White not Hispanic	Black not Hispanic	Other race not Hispanic	Hispanic (any race)
<b>Indiana</b>				
Dearborn	96.4%	0.6%	1.7%	1.3%
<b>Kentucky</b>				
Boone	88.1%	3.2%	4.6%	4.2%
Campbell	92.4%	2.9%	2.8%	1.9%
Kenton	88.7%	4.8%	3.4%	3.1%
<b>Ohio</b>				
Butler	81.9%	8.1%	5.4%	4.6%
Clermont	93.8%	1.6%	2.8%	1.8%
Hamilton	65.9%	26.1%	5.0%	3.1%
Warren	71.2%	2.9%	23.7%	2.2%

Source: 1990- 2000 population from the US Census of Population. 2016 Estimate from Population Division, U.S. Census Bureau

**Median Income**

Median household income in the Cincinnati Metropolitan Area is \$60,260, exceeding the national average of \$57,617, but income varied greatly by county, from a low of \$53,229 in Hamilton County to a high of \$80,207 in Warren County.

**Poverty**

Over one in four children in Hamilton County (23.5%) lived in households with incomes below 100% of the Federal Poverty Guidelines (FPG). Warren County had the lowest poverty rate at 4.2%.

**Poverty, ages 0-17, in Cincinnati Children’s Primary Service Area**

<b>Insurance</b>	
	<b>Children living below poverty level</b>
<b>Indiana</b>	
Dearborn	13.3%
<b>Kentucky</b>	
Boone	12.5%
Campbell	19.2%
Kenton	20.5%
<b>Ohio</b>	
Butler	17.0%
Clermont	12.6%
Hamilton	23.5%
Warren	4.2%

*Source: 1990- 2000 population from the US Census of Population. 2016 Estimate from Population Division, U.S. Census Bureau*

**Insurance**

Hamilton County has the highest percentage of children have Medicaid or means-tested public coverage (38.9%) and Warren County has the lowest (13.7%). Dearborn County has the highest number of children with no insurance (5.7%) and Boone County has the lowest (0%).

**Insurance Types for Children, ages 0-17, in Cincinnati Children’s Primary Service Area**

<b>Insurance</b>		
	<b>Children with no insurance</b>	<b>Children with Medicaid/means-tested public coverage</b>
<b>Indiana</b>		
Dearborn	5.7%	NA
<b>Kentucky</b>		
Boone	0	29.8%
Campbell	0.2%	27.0%
Kenton	2.5%	38.8%
<b>Ohio</b>		
Butler	2.5%	33.0%
Clermont	2.0%	27.7%

Hamilton	2.2%	38.9%
Warren	2.1%	13.7%

Source: 1990- 2000 population from the US Census of Population. 2016 Estimate from Population Division, U.S. Census Bureau

### Unemployment

In the Cincinnati Metropolitan Area, 5.1% of residents ages 16-64 are unemployed. Dearborn County Indiana has the highest percentage (7.2%) and Warren County Ohio has the lowest (3.2%)

#### Unemployed, ages 16-64, in Cincinnati Children’s Service Area

Unemployed	
<b>Indiana</b>	
Dearborn	7.2%
<b>Kentucky</b>	
Boone	3.3%
Campbell	4.7%
Kenton	3.7%
<b>Ohio</b>	
Butler	5.2%
Clermont	4.0%
Hamilton	6.7%
Warren	3.2%

Source: 1990- 2000 population from the US Census of Population. 2016 Estimate from Population Division, U.S. Census Bureau

### Education

In the Cincinnati Metropolitan Area, 29.4% of residents ages 25 and older have received a high school diploma or GED.

#### Education, Adults 25 and older, in Cincinnati Children’s Service Area

	No High School Diploma or GED	High School Diploma or GED	Some College, no Degree	Associate’s Degree	Bachelor’s Degree or Higher
<b>Indiana</b>					
Dearborn	9.4%	40.2%	21.1%	9.4%	20.0%
<b>Kentucky</b>					
Boone	6.5%	25.2%	27.7%	9.9%	30.6%
Campbell	8.0%	29.9%	18.3%	7.9%	35.9%
Kenton	11.0%	27.1%	24.0%	7.3%	30.6%
<b>Ohio</b>					
Butler	10.4%	32.1%	20.8%	7.1%	29.6%
Clermont	12.2%	31.3%	19.5%	8.9%	28.2%
Hamilton	8.9%	26.7%	19.4%	8.1%	36.9%
Warren	7.3%	25.8%	15.9%	8.2%	42.9%

Source: 1990- 2000 population from the US Census of Population. 2016 Estimate from Population Division, U.S. Census Bureau



## APPENDIX B: Community Health Needs Assessment Advisory Team

### Community Health Needs Assessment Advisory Team Committee

The Community Health Needs Assessment and Advisory Committee included representatives from staff of key internal departments, public health, and the community. The representatives were racially diverse (>30% African-American and Hispanic) and represent gender (50% female) and economic diversity. Representatives include:

- Internal Advisory Team:
  - o Asthma Center
  - o Behavioral Medicine and Clinical Psychology
  - o Center for Better Health and Nutrition
  - o Children's Comprehensive Injury Center
  - o Community Relations
  - o Department of Psychiatry
  - o Finance
  - o General and Community Pediatrics
  - o James M. Anderson Center for Health Systems
  - o Legal
  - o Marketing and Communications
  - o Perinatal Institute
  - o The Heart Institute
- External Advisory Team
  - o 4C for Children
  - o Avondale Development Corporation
  - o Center for Closing the Health Gap
  - o Cincinnati Child Poverty Collaborative
  - o Cincinnati Health Department
  - o Cincinnati Pediatric Society
  - o Cincinnati Public Schools
  - o Cincinnati Youth Collaborative
  - o Community Action Agency
  - o Concerned Clergy of Avondale
  - o Edge Teen Center
  - o Every Child Succeeds
  - o Families Forward
  - o Greater Cincinnati Foundation
  - o Green Township Administration
  - o Health Care Access Now
  - o Hamilton County Public Health
  - o Hamilton County Mental Health and Services Recovery Board
  - o Hamilton County Jobs and Family Services
  - o Lakota Public Schools
  - o Life Learning Center
  - o Northern Kentucky Department of Health
  - o Norwood City Schools
  - o Santa Maria Community Services
  - o SC Ministry Foundation
  - o Su Casa Hispanic Center

- Talbert House
- The Children's Home of Cincinnati
- United Way of Greater Cincinnati

## APPENDIX C: Community Health Needs Assessment Method

### Community Surveys

Cincinnati Children's partnered with Interact for Health and the Institute for Policy Research (IPR) to conduct the Child Well Being Survey throughout Greater Cincinnati and Northern Kentucky region. The telephone interviews were completed using a random-digit-dial methodology, with phone numbers purchased through Survey Sampling. The calls were made to both landlines and cellular phones to ensure a diverse sampling. Screening questions then determined if there were children under age 18 living in the household and the caller randomly selected a member of the household over the age of 18 who has the most recent birthday to complete the survey. This process ensures that each child in a household has an equal chance of being selected. Among survey respondents, 20.2% of the respondent's children are African-American, 71.8% are Caucasian and 8.0% are other races. The majority of survey respondents live in the City of Cincinnati (30.8%), Boone, Campbell, Grant or Kenton County Kentucky (24.3%) and Hamilton County Suburbs (16.8%). Additionally, 15.5% were below 100% of the Federal Poverty Guidelines (FPG),<sup>9</sup> 20.4% were between 101% and 200% FPG, and 64.1% were above 200% FPG.

The questions, covering a range of topics, gathered information about the child's health and education, as well as the caregiver's access to healthcare services and healthcare information. The questions were developed from national models and community input. For a full list of questions, see Appendix 2.

The spring/summer survey, conducted June-July 2017, interviewed 2,757 randomly selected caregivers. Data was compiled and analyzed to determine key themes and priority health needs.

### Key Informant Interviews

Key informant interviews were conducted with 29 individuals representing 23 organizations from across Cincinnati Children's eight-county Primary Service Area. Organizations included social service agencies, government agencies, and health departments who serve medically underserved, low-income and minority populations. Key informants were selected because of their knowledge and professional experience working on major child health issues in the community and their valuable insight into current challenges and future opportunities. Interviews were conducted by phone, by a Cincinnati Children's employee, and via internet survey from February 2018 to May 2018. Key informant interviews included both closed-ended questions and open-ended questions to allow key informants to rate known child health needs and to allow for exploration of needs affecting the community. Questions addressed the general health of children in Greater Cincinnati, specific health conditions, as well as barriers, facilitators, and next steps in achieving improved child health.

### Community Focus Groups

Cincinnati Children's partnered with The Health Collaborative, a 501c3 non-profit with the mission of improving health and healthcare in Greater Cincinnati, to conduct focus groups in each county of the Primary Service Area and beyond during the Summer of 2018. The focus group sessions were conducted across 26 counties in Ohio, Kentucky and Indiana. The counties included: Adams, Auglaize, Brown, Butler, Champaign, Clark, Clermont, Clinton, Darke, Fayette, Greene, Hamilton, Highland, Miami, Montgomery, Preble, Shelby and Warren in Ohio; Boone, Campbell and Kenton in Kentucky; and

---

<sup>9</sup> In 2018, 100% FPG was \$25,100 for a family of four and 200% FPG was \$50,200. <https://aspe.hhs.gov/poverty-guidelines>

Dearborn, Franklin, Ohio, Switzerland and Union in Indiana. The focus groups included participants representing government agencies, FQHCs, health departments, and other social service organizations who serve thousands of people throughout the counties. Participants were invited to learn about the health of their county and respond to discussion questions about the health of their county. Participants were asked for their opinion about health issues and what could be done to improve health challenges facing their community. Specifically for child health, participants were asked:

1. What would you say is the most important child health issue in your community?
2. What would you say is the most important thing that can be done to improve child health in your community?
3. What is the biggest barrier to child wellness in your community?

### Secondary Data

Cincinnati Children's collected secondary local and national data from external source material to research child health needs and guide question development. Source material was collected from a wide range of sources outside the hospital, including:

- Centers for Disease Control – *Asthma Data, Statistics, and Surveillance; Injury Prevention and Control: Data and Statistics*
- Cincinnati Health Department – *Community Health Assessment, 2017*
- Cincinnati Public Schools – *Greater Cincinnati Community Kindergarten Readiness Report 2017-18*
- Cradle Cincinnati – *Annual Report: Our Hope for the Future, 2017*
- Data Resource Center for Child and Adolescent Health – *The National Survey of Children's Health 2016-17*
- Every Child Succeeds – *2016 Every Child Success Report Card*
- Hamilton County Public Health – *Hamilton County Public Health Annual Report 2016; Child Fatality Review Annual Report 2015*
- Interact for Health – *Child Well Being Survey, 2018*
- National Children's Alliance – *Children's Advocacy Center Statistics 2016*
- Ohio Department of Health – *Healthy Ohio*
- Public Children Services Association of Ohio – *Factbook*
- United States Census American Community Survey – *2016 Populations Estimates*

Data were also collected through Cincinnati Children's specialized internal programs addressing child and community health issues, including:

- Asthma Improvement Collaborative – *Asthma Admissions and Primary Care Data 2010-2017*
- Behavioral Medicine and Clinical Psychology – *Outpatient Clinical Psychology Data 2010-2017*
- Comprehensive Children's Injury Center – *Injury Admission Rates 2010-2017*
- Division of Psychiatry – *Inpatient and Outpatient Psychiatric Admissions Data*
- General Pediatrics – *Primary Care and Community Health Data*
- James M. Anderson Center for Health Systems Excellence – *2016 Population Estimates*
- Mayerson Center for Safe and Healthy Children – *Local and Regional Child Physical and Sexual Abuse Data*
- Perinatal Institute – *Preterm Birth Rate in Hamilton County and by Neighborhood 2010-2017*

Nonprofit hospitals in the greater Cincinnati region combined their efforts and resources to produce a comprehensive and collaborative Regional Community Health Needs Assessment. Each participating healthcare system designated a representative to join the CHNA Committee. An agreement was signed

Cincinnati Children's Hospital Medical Center  
EIN: 31-0833936  
Community Health Needs Assessment 2019-2022

across hospitals with The Health Collaborative to create the process and produce a report. Partner organizations also provided a representative.

For a list of participating health systems, see appendix F.

## APPENDIX D: Community Health Needs Assessment Questionnaires

### Community Survey Questions – 2017 Child Well Being Survey

1. What is the age of your child?
2. Is your child a boy or girl?
3. What is your child's weight?
4. What is your child's height?
5. In general, would you say your child's health is excellent, very good, good, fair, or poor?  
[Excellent/Very Good/Good/Fair/Poor](#)
6. How would you describe the condition of your child's teeth? [Excellent/Very Good/Good/Fair/Poor](#)
7. Has a doctor or other healthcare provider ever told you that your child has any of the following conditions?
  - a. Asthma [Yes/No/Don't Know/NA](#)
  - b. Diabetes [Yes/No/Don't Know/NA](#)
  - c. ADHD [Yes/No/Don't Know/NA](#)
  - d. Depression [Yes/No/Don't Know/NA](#)
  - e. Anxiety [Yes/No/Don't Know/NA](#)
8. How would you describe your child's weight? [Overweight/Underweight/Just the Right Weight/Don't Know/Refused](#)
9. Has a doctor or other healthcare professional ever expressed concern about your child's weight? [Yes/No/Don't Know/NA](#)
10. Is there a place that your child usually goes when he/she is sick or you need advice about his/her health? [Yes/No/Don't Know/NA](#)
11. When you are sick or need advice about your health which one of the following places do you usually go? [Private doctor's office other than a public health clinic/ Community-based health center/ Community-based health center or public health clinic/clinic at a retail store/ Hospital outpatient department/ Hospital emergency room/ Urgent care center/ Some other kind of place/ No usual place/ Don't Know/ NA](#)
12. During the past 12 months, did your child see a doctor, nurse or other health care professional for any kind of preventive care? [Yes/No/Don't Know/NA](#)
13. During the past 12 months, how many times did your child see a dentist for preventive dental care, such as check-ups or dental cleanings? [1/2/3/4/More than 4](#)
14. During the past 12 months, has your child received any treatment or counseling from a mental health professional? [Yes/No/Don't Know/NA](#)
15. In general, how would you describe your child's mental or emotional health? [Excellent/Very Good/Good/Fair/Poor](#)
16. During the past 12 months, was there any time when your child needed health care but it was delayed or not received? [Yes/No/Don't Know/NA](#)
17. What type of care was delayed or not received? [List and Code](#)
18. What is the MAIN reason why care was delayed or not received for your child in the past 12 months? [List and Code](#)
19. Which one of the following best describes the type of health insurance you currently have for your child? [Medicare/ Medicaid, CHIP/ Private Insurance/ Other/ No Insurance/ Other Combination/ Don't Know](#)
20. During the past 12 months, was there any time when he/she was not covered by ANY insurance? [Yes/No/Don't Know/NA](#)

21. Do you currently have any child care arrangements for your child, such as care during the day while you work outside of the home or before or after school care? [Yes/No/Don't Know/NA](#)
22. Which one of the following categories best describes the primary child care arrangement you have for your child? [Relative or Friend/ Family-Based, Outside of home/ Child Care Center/ Nursery, Pre-K/ Head Start or Early Head Start](#)
23. Which of the following statements best describes how your child slept for most of last night? [Alone/ With Adult in Same Bed](#)
24. Which of the following best describes where your child slept for most of last night? [Crib/ Bassinet/ Pack and Play/ Single or Double Bed/ Somewhere Else](#)
25. What position did you place your child to sleep in the last time you put him/her down? [Back/ Side/ Tummy/ Don't Know](#)
26. During the past week, on how many days did your child exercise or participate in physical activity for at least 60 minutes? [1/2/3/4/5/6/7/None](#)
27. During the past week, how many hours of sleep did this child get during an average day, including both nighttime sleep and naps? [1-8 hours/ 9-16 hours/ 17 or more hours/ Don't know](#)
28. Do you allow people to smoke in your home? [Yes/No/Don't Know/NA](#)
29. To what degree would you agree with the statement, "Within the past 12 months we worried whether our food would run out before we got money to buy more." [Often true/ Sometimes true/ Never true](#)
30. To what degree would you agree with the statement, "It is easy to purchase healthy foods in my neighborhood such as whole grain foods, low fat options, and fruits and vegetables?" [Strongly agree/ Agree/ Neither Agree nor Disagree/ Disagree/ Strongly Disagree/ Don't Know](#)
31. What is the MAIN reason it is difficult for you to purchase healthy foods in your neighborhood? [Cost too much/ No stores in my neighborhood/ Stores are too far away/ Limited availability of healthy stores or foods/ Neighborhood only has convenience or corner stores/ Other](#)
32. How often do you feel your child is safe in your community or neighborhood? [Never safe/ Sometimes safe/ Usually safe/ Always safe/ Don't know](#)
33. How would you rate the condition of the houses/apartments in your neighborhood? [Excellent/Very Good/Good/Fair/Poor](#)
34. How would you rate the condition of the house/apartment where you live? [Excellent/Very Good/Good/Fair/Poor](#)
35. Has your child ever experienced...
  - A. A parent or guardian divorced or separated? [Yes/No/Don't Know/NA](#)
  - B. A parent or guardian died? [Yes/No/Don't Know/NA](#)
  - C. A parent or guardian served time in jail? [Yes/No/Don't Know/NA](#)
36. How many times in the past 24 months has your child...
  - a. Moved to a new home? [0/1/2/3/4/5/6/7/Eight or More](#)
  - b. Changed schools? [0/1/2/3/4/5/6/7/Eight or More](#)

## Key Informant Interview Questions

### Child Health Needs

1. How would you rate the health of children in the Greater Cincinnati Community?  
[Excellent/Very Good/Good/Fair/Poor](#)
2. How do we compare to other communities regarding child health?  
[Better/Same/Worse](#)
3. What are the top 3 child health needs in your community? [List and Code](#)
4. What resources are available to address the top child health need? [List and Code](#)
5. What resources still needed to address the top child health need? [List and Code](#)
6. Other than the top 3 child health needs you listed above, are there other child health needs that are important and need to be addressed? [List and Code](#)
7. In our 2016 community health needs assessment, 6 areas were identified as priorities. For each area would you rate this problem as low/moderate/high/very high:
  - a. Child Mental Health [very low/low/moderate/high/very high](#)
  - b. Infant Mortality [very low/low/moderate/high/very high](#)
  - c. Child Asthma [very low/low/moderate/high/very high](#)
  - d. Early Literacy and School Readiness [very low/low/moderate/high/very high](#)
  - e. Unintentional Injury [very low/low/moderate/high/very high](#)
  - f. Child Obesity [very low/low/moderate/high/very high](#)
8. Of the child health needs just listed, do you believe we are improving/staying the same/ getting worse in addressing these needs:
  - a. Child Mental Health [improving/staying the same/getting worse](#)
  - b. Infant Mortality [improving/staying the same/getting worse](#)
  - c. Child Asthma [improving/staying the same/getting worse](#)
  - d. Early Literacy and School Readiness [improving/staying the same/getting worse](#)
  - e. Unintentional Injury [improving/staying the same/getting worse](#)
  - f. Child Obesity [improving/staying the same/getting worse](#)

### Barriers and Resources in Addressing Child Health Needs

9. On a scale of 1 to 5 (where a score of 1.0 does not influence, while a score of 5.0 is a significant influence) rank the following influences to child health in your community.
  - a. Income
  - b. Employment
  - c. Food Access
  - d. Housing
  - e. Transportation
  - f. Education
  - g. Neighborhood
  - h. Violence/Safety
  - i. Insurance Coverage
  - j. Language
  - k. Other
10. As you think about your work with children and families, are there specific populations that are more vulnerable and need more resources?
11. What are the important barriers to children having good health and reaching their full potential?
12. What resources have you found to be critical to support children being physically, emotionally, and socially healthy?
13. What gaps in health services and resources exist for children and families?

### Strategies to Improve Child Health



14. Are there innovative collaborations, strategies, or technologies that are effectively addressing child health?
15. How are organizations implementing strategies or new ways of thinking to improve child health?
16. Who are the stakeholders that have contributed to the health of the children in our community?
17. What child health partnerships have you found valuable in your work?
18. Do you have any other thoughts about child health or what we can do to improve it?

### **Community Focus Group Questions**

1. What are the most serious health issues facing your community?
2. Which important health issues are being handled well in your community?
3. Which important health issues are not being addressed enough in your community?
4. What would you say is the most important child health issue in your community?
5. What would you say is the most important thing that can be done to improve child health in your community?
6. What is the biggest barrier to child wellness in your community?
7. What can you do to improve your health?
8. Where are some of the places you know that can help with health-related issues in your community?
9. What are some of the financial barriers to receiving health care in your community?
10. What are some of the non-financial barriers to receiving health care in your community?
11. What is your perception of the overall health status of your community?
12. Given the health issues facing the community, which ones would be your top priorities?

## APPENDIX E: List of Key Informant Interview Participants

### Key Informant Interviews

Key informant interviews were conducted with representatives from organizations such as social service agencies, government agencies and health departments who represent clients from medically underserved, low-income and minority populations. Key informants represented organizations located throughout Cincinnati Children's Primary Service Area.

- **4C for Children:** is the region's pioneering leader, advocate and resource for high-quality early childhood education and care, is the only agency in 40 counties in Ohio and Kentucky to help parents understand how to choose a quality option; provides the highest quality training and coaching for those who work with young children in early care and education programs; and by developing innovative approaches to educating and supporting the adults who care for young children.
- **Avondale Comprehensive Development Corporation:** is working to support and nurture Avondale residents, especially youth, and increase safe and affordable housing.
- **Child Poverty Collaborative:** is a group of diverse organization and individuals working to make Cincinnati a place where all children and families can thrive and reach their goals. They lead, partner, and support system changes to reduce poverty and improve children's lives.
- **Cincinnati Department of Health:** is working to improve the health and wellness of Cincinnati citizens, by ensuring that your neighborhood is protected from disease-carrying pests, your child gets the proper immunizations, and when there's a disease outbreak or other health threat, the department is on the scene, detecting, communicating and mitigating. Cincinnati Health Department serves more than 35,000 patients, a majority of whom are indigent, working poor, homeless or uninsured, whose illnesses, if not prevented or treated early, could impact Cincinnati area's health care system and costs significantly.
- **Cincinnati Pediatric Society:** provides a unifying voice for pediatric healthcare providers in the Cincinnati area by maintaining an active role in the provision of continuing medical education for child healthcare providers and colleagues in training and allied disciplines.
- **Cincinnati Public Schools:** serving 34,000 students (preschool to 12th grade) in 55 schools spread across a 91-square-mile district in southwest Ohio, Cincinnati Public Schools is Greater Cincinnati's largest school district and Ohio's third largest. The district's innovative approach to education, its investment in effective and caring teachers, and vast array of collaborative partnerships have accelerated school performance to the highest level in decades – ensuring that students in preschool to 12th grade thrive and graduate prepared for successful lives in the 21st century.
- **Cincinnati Youth Collaborative:** provides a wide range of services to students in Cincinnati, Finneytown, Winton Woods, North College Hill and Norwood school districts. Students in grades second through college are provided mentoring, college and career success and work readiness.
- **Concerned Clergy of Avondale:** collaboration of churches in Avondale to coordinate resources and meet the spiritual and health needs of Avondale. Services include providing items to vulnerable families through pantries and community connections.
- **Deerfield Township Administration:** township Administration provides leadership for the organization by translating policy as established by the Board of Township Trustees into operating programs, and ensures that the Township's resources are used in the most efficient and effective means possible
- **Edge Teen Center:** to provide high school students with a diverse, youth-driven teen center dedicated to creating life-on-life mentoring relationships with caring adults through community service opportunities, social activities, tutoring, counseling and life skills courses. EDGE Teen

Center helps students who are in need of community service hours by linking them with local agencies in need of volunteers. EDGE provides transportation to/from service sites, as well as a description of service and hours served.

- **Every Child Succeeds:** home visitation organization that provides services to at-risk parents prenatally or just after birth, thus increasing the likelihood that babies will be born healthy and achieve developmental milestones
- **Families Forward:** is a neighborhood-based resource center for schools, students and their families and the community. The after-school program currently serves Bond Hill Academy, Carson School, Hays-Porter and Withrow University to build strengths in their students and overcome challenges.
- **Greater Cincinnati Foundation:** serves an eight county region in Ohio, Kentucky and Indiana through partnerships, collaboration and generosity. They work to align the right players and coordinate their efforts and contributions to make the greatest impact.
- **Green Township Administration:** provides direction for the various township departments servicing 58,370 residents in the township.
- **Hamilton County Community Action Agency:** act as advocate, provider and facilitator for a full range of public and private resources, programs and policies, which give low- to moderate-income individuals the opportunity to improve the quality of life for themselves, their families and their communities.
- **Hamilton County Jobs and Family Services:** administers state, federal and local programs designed to help those in need and help families work toward self-sufficiency. Hamilton County Job and Family Services strives to be the center of a collaborative effort that draws together and leads social service agencies, businesses, governments, families and other community stakeholders in the fight against social issues, such as poverty and child abuse.
- **Hamilton County Mental Health and Recovery Services Board:** plans, funds, manages and evaluates a comprehensive system of health care services that is available to all residents of Hamilton County. These services include treatment and prevention services, a provider directory, addiction services and mental health services.
- **Hamilton County Public Health:** serves more than 475,000 Hamilton County residents living outside the cities of Cincinnati, Norwood and Springdale. With a staff of more than 80, including sanitarians, plumbers, health educators, nurses and epidemiologists, Hamilton County Public Health strives to prevent disease and injury, promote wellness, and protect people from environmental hazards.
- **Health Care Access Now:** provides a primary care integrated community-centered system for the uninsured and other vulnerable populations in our region. They serve vulnerable residents – those who are likely to have poor health outcomes because they do not have consistent medical care; access to behavioral health care and specialty care; lack support in successfully managing chronic diseases
- **Northern Kentucky Health Department:** services four counties in Kentucky, including Boone, Campbell, Grant and Kenton, comprised of over 400,000 people. The Department of Health focuses on providing clinical services, environmental health and safety, and population health.
- **Santa Maria Community Services:** provides Greater Price Hill with educational tools and resources to build strong families, promote healthy residents and foster neighborhood revitalization; for more than 117 years, Santa Maria has helped families help themselves, and the mission of Santa Maria continues today.
- **Talbert House:** improves social behavior and enhances personal recovery by helping individuals reintegrate back to their community, family, employer, or school as a community-wide nonprofit

network of services focusing on prevention, assessment, treatment and reintegration. Services are provided at multiple sites throughout Greater Cincinnati for children, adults and families.

- **The Center for Closing the Health Gap:** is a non-profit organization committed to raising awareness about and eliminating racial and health disparities across Greater Cincinnati by working collaboratively with hospitals, government offices, associations and businesses, to educate, empowers and mobilizes at risk populations through community engagement at every level.
- **United Way of Greater Cincinnati:** leads and mobilizes the caring power of individuals and organizations to help people measurably improve their lives through helping people learn, grow, aspire, and live their best lives, while we work to achieve Bold Goals for Our Region in the areas of education, income and health that will advance the common good for all in our community.

## APPENDIX F: List of Community Focus Group Partners

### Community Focus Groups

Nonprofit hospitals in the greater Cincinnati region combined their efforts and resources to produce a comprehensive and collaborative Community Health Needs Assessment (CHNA). Each participating healthcare system designated a representative to join the CHNA Committee. They signed an agreement with The Health Collaborative to create the process and produce a report. Partner organizations also provided a representative. The hospitals will use the report as a basis for determining their priorities.

They are listed below:

- The Christ Hospital Health Network
- Cincinnati Children's Hospital Medical Center
- Clinton Memorial Hospital
- Daniel Drake Center for Post-Acute Care
- Dearborn County Hospital
- Fort Hamilton Hospital
- Grandview Medical center
- Greene Memorial Hospital
- Kettering Behavioral Medical Center
- Kettering Medical Center
- Lindner Center of Hope
- Margaret Mary Health
- McCullough-Hyde Memorial Hospital
- Mercy Health
- Premier Health
- Soin Medical Center
- Southview Medical Center
- Sycamore Medical Center
- TriHealth
- UC Health
- Wayne Healthcare
- Wilson Health

### APPENDIX G: Community Health Needs Prioritization Survey

In conducting its community health needs assessment, Cincinnati Children’s completed:

- community surveys
- focus groups
- key informant interviews, and
- a review of secondary data

Child health needs were also prioritized based on the following criteria:

- **Magnitude of Child Health Need:** How many children in Greater Cincinnati are impacted by this child health need?
- **Severity of Child Health Need:** How severe is the health need for the Greater Cincinnati community? How quickly should this child health need be addressed?
- **Community Will and Community Assets to Address Health Need:** Do you believe the Greater Cincinnati is ready to address this health need? Does the community have assets in place to address the health need? Community will includes a community’s desire to change the child health need, clear community champions to drive change, and the existence of collaborative structures to address the child health need.
- **Alignment with Cincinnati Children’s Hospital’s Strengths and Priorities:** Do you believe Cincinnati Children’s is a strong organization to address this health need? Does Cincinnati Children’s have the capacity to address the need?
- **Alignment with State and National Child Health Priorities:** Do you believe focusing on this health need aligns with state and national child health priorities?
- **Best Practice Programs Available to Address Child Health Need:** How many existing programs are there in the Greater Cincinnati area that are effectively addressing this child health need?

The following are the top child health needs listed in alphabetical order:

- Barriers to Care
- Childhood Asthma
- Child Mental Health
- Childhood Obesity
- Child Safety and Unintentional Injury
- Dental Care
- Early Literacy/School Readiness
- Food Insecurity
- Infant Mortality

Please use the above criteria to rank order these health needs. A ranking of 1 is the top priority and 9 would be the lowest priority.

Priority/Ranking	Child Health Need
	Barriers to Care
	Childhood Asthma
	Child Mental Health
	Childhood Obesity
	Child Safety and Unintentional Injury
	Dental Care
	Early Literacy/School Readiness
	Food Insecurity
	Infant Mortality
	Access to Care/Primary Care

APPENDIX H: Data Summary Tables  
 Community Survey Data Summary Tables

**Question 7: In general, would you say [CHILD'S] health is . . . excellent, very good, good, fair, or poor?**

<i>Excellent</i>	54.8%
<i>Very Good</i>	27.0%
<i>Good</i>	14.6%
<i>Fair</i>	2.9%
<i>Poor</i>	0.7%

**Question 8: How would you describe the condition of [CHILD'S] teeth? Would you say excellent, very good, good, fair, or poor?**

<i>Excellent</i>	43.6%
<i>Very Good</i>	27.0%
<i>Good</i>	20.3%
<i>Fair</i>	5.8%
<i>Poor</i>	1.4%
<i>No Teeth</i>	1.8%
<i>Don't Know</i>	0.1%

**Question 9c: Has a doctor or healthcare provider ever told you that [CHILD] has . . . ADHD?**

<i>Yes</i>	13.0%
<i>No</i>	86.3%
<i>Don't Know</i>	0.7%

**Question 9d: Has a doctor or healthcare provider ever told you that [CHILD] has . . . depression?**

<i>Yes</i>	5.1%
<i>No</i>	94.9%

**Question 9e: Has a doctor or healthcare provider ever told you that [CHILD] has . . . anxiety?**

<i>Yes</i>	11.5%
<i>No</i>	88.5%
<i>Don't Know</i>	0.1%

**Question 13: Is there a place that [CHILD] usually goes when [HE/SHE] is sick or your need advice about [HIS/HER] health?**

<i>Yes</i>	98.3%
<i>No</i>	1.0%
<i>Don't Know</i>	0.7%



**Question 14: To which one of the following places do you usually go...?**

<i>Private Doctor’s Office</i>	74.4%
<i>Community-Based Health Center/Public Health Clinic</i>	11.7%
<i>Clinic at a Retail Store</i>	1.5%
<i>Hospital Outpatient Department</i>	4.0%
<i>Hospital Emergency Room</i>	2.7%
<i>Urgent Care Center</i>	2.7%
<i>Some Other Kind of Place</i>	1.5%
<i>No Usual Place of Care</i>	0.1

**Question 15: During the past 12 months, did [CHILD] see a doctor, nurse or other health care professional for any kind of preventive care?**

<i>Yes</i>	85.1%
<i>No</i>	14.4%
<i>Don’t Know</i>	0.5%

**Question 16: During the past 12 months, how many times did [CHILD] see a dentist for preventive dental care, such as check-ups or dental cleanings?**

<i>1 Time</i>	26.3%
<i>2 Times</i>	54.5%
<i>3 Times</i>	1.8%
<i>4 Times</i>	1.6%
<i>More than 4 Times</i>	1.1%
<i>None</i>	14.7%

**Question 17: During the past 12 months, has [CHILD] received any treatment or counseling from a mental health professional?**

<i>Yes</i>	12.6%
<i>No</i>	87.3%
<i>Don’t Know</i>	0.1%

**Question 18: In general, how would you describe your child's mental or emotional health? Would you say, it is...?**

<i>Excellent</i>	53.9%
<i>Very Good</i>	25.9%
<i>Good</i>	14.7%
<i>Fair</i>	3.2%
<i>Poor</i>	2.2%
<i>Don't Know</i>	0.2%

**Question 19: During the past 12 months, was there any time when [CHILD] needed health care but it was delayed or not received?**

<i>Yes</i>	7.5%
<i>No</i>	92.5%

**Question 20: What type of care was delayed or not received?**

<i>Medical Care</i>	36.3%
<i>Dental Care</i>	30.6%
<i>Mental/Behavioral health</i>	11.4%
<i>Some Other Service</i>	5.8%
<i>Two or More Services</i>	15.9%

**Question 21: What is the MAIN reason why care was delayed or not received for [CHILD] in the past 12 months?**

<i>Insurance Related Delay</i>	41.4%
<i>Availability</i>	37.1%
<i>Cost</i>	3.2%
<i>Other</i>	14.6%
<i>Don't Know</i>	3.6%

**Question 22: Which one of the following best describes the type of health insurance you currently have for [CHILD]?**

<i>Medicare</i>	2.9%
<i>Medicaid/CHIP</i>	27.5%
<i>Private Insurance</i>	64.3%
<i>Other Type of Insurance</i>	1.2%
<i>No Insurance</i>	1.6%
<i>Other Combination</i>	2.5%

**Question 23: During the past 12 months, was there any time when [HE/SHE] was not covered by ANY insurance? [ASKED ONLY OF THOSE WITH INSURANCE]**

Yes	2.9%
No	97.1%

**Question 24: During the past 12 months, was there any time when [HE/SHE] had health care coverage? [ASKED ONLY OF THOSE WITHOUT INSURANCE]**

Yes	61.1%
No	38.9%

**Question 25: Do you currently have any child care arrangements for [CHILD], such as care during the day while you work outside of the home or before or after school care?**

Yes	26.4%
No	73.6%

**Question 25a: Which one of the following categories best describes the primary child care arrangement you have for [CHILD]? [ASKED ONLY OF THOSE WITH CHILD CARE ARRANGEMENTS]**

<i>Relative/Friend</i>	38.4%
<i>Family-Based, Outside of Home</i>	2.2%
<i>Child Care Center</i>	14.0%
<i>Nursery/Pre-K/Kindergarten, Not Public</i>	12.9%
<i>Nursery/Pre-K/Kindergarten, Public</i>	6.3%
<i>Head Start/Early Head Start</i>	3.8%
<i>Child Care Inside Home</i>	8.4%
<i>Some Other Type</i>	5.1%
<i>School-Based After School Program</i>	5.7%
<i>After School Program Not Affiliated with School</i>	0.4%
<i>Two or More Child Care Arrangements</i>	2.8%

**Question 26: Which of the following statements best describes how [CHILD] slept for most of last night . . . would you say [CHILD] slept . . . ? [ASKED ONLY OF THOSE WITH CHILD UNDER TWO YEARS]**

<i>Alone</i>	89.4%
<i>With Adult in Same Bed</i>	10.6%

**Question 27: Which of the following best describes where [CHILD] slept for most of last night . . . would you say [CHILD] slept in . . . ? [ASKED ONLY OF THOSE WITH CHILD UNDER TWO YEARS]**

<i>Crib</i>	48.6%
<i>Bassinet</i>	30.3%
<i>Pack N Play</i>	9.5%
<i>Single/Double Bed</i>	3.5%
<i>Somewhere Else</i>	8.2%

**Question 28: What position did you place [CHILD] to sleep in the last time you put him/her down? [ASKED ONLY OF THOSE WITH CHILD UNDER TWO YEARS]**

<i>Back</i>	86.0%
<i>Side</i>	2.8%
<i>Tummy</i>	10.6%
<i>Don’t Know</i>	0.6%

**Question 29: During the past week, on how many days did your child exercise or participate in PHYSICAL ACTIVITY for at least 60 minutes?**

<i>1</i>	6.3%
<i>2</i>	14.2%
<i>3</i>	14.2%
<i>4</i>	7.6%
<i>5</i>	11.6%
<i>6</i>	4.6%
<i>7</i>	27.3%
<i>None</i>	12.0%
<i>Child Not Old Enough</i>	2.3%

**Question 30: During the past week, how many hours of sleep did this child get during an average day, including both nighttime sleep and naps?**

<i>1 to 8 Hours</i>	42.4%
<i>9 to 16 hours</i>	56.4%
<i>17 or more hours</i>	0.5%
<i>Don’t Know</i>	0.7%

**Question 38a: Has [CHILD] ever experienced . . . a parent or guardian divorced or separated?**

<i>Yes</i>	23.2%
<i>No</i>	76.4%
<i>Don’t Know</i>	0.4%

**Question 38c: Has [CHILD] ever experienced . . . a parent or guardian served time in jail?**

Yes	14.7%
No	84.8%
Don’t Know	0.4%

**Question 47a: How many times in the past 24 months has [CHILD] . . . Moved to a new home?**

None	82.5%
1	13.7%
2	2.3%
3	0.4%
4	0.7%
5	0.1%
6	0.0%
7	0.1%
Eight or More	0.1%

**Question 47b: How many times in the past 24 months has [CHILD]. . . Changed schools?**

None	75.8%
1	22.1%
2	1.6%
3	0.5%

**Obesity Scale Distributions**

Underweight	10.1%
Normal or Average Weight	49.8%
Overweight	11.6%
Obese	28.5%

**Health Insurance Status**

Insured	98.4%
Not Insured/Don’t Know	1.6%

**Current Insurance / Insurance in Past Year**

Insured	95.5%
Insured, but Uninsured in Past 12 Months	2.9%
Not Insured/Don’t Know	1.6%

**Poverty Status**

<i>100% and Below FPL</i>	15.5%
<i>Between 100-200% FPL</i>	20.4%
<i>Above 200% FPL</i>	64.1%

**Key Informant Interview Data Summary Tables**

**1. How would you rate the health of children in the Greater Cincinnati Community?**

	Frequency	Percent
<i>Poor</i>	1	3.3%
<i>Fair</i>	12	40%
<i>Good</i>	16	53.3%
<i>Very Good</i>	0	0%
<i>Excellent</i>	1	3.3%
<i>Total</i>	30	100.0%

**2. How do we compare to other communities regarding child health in the country?**

	Frequency	Percent
<i>Worse</i>	11	37.9%
<i>Same</i>	17	58.6%
<i>Better</i>	1	3.4%
<i>Total</i>	29	100.0%

**3. What are the top three child health problems in the Greater Cincinnati community?**

	Frequency	Percent
<i>Access to Care/ Primary Care</i>	14	17.3%
<i>Asthma</i>	4	4.9%
<i>Dental</i>	5	6.2%
<i>Early Literacy/ Reading</i>	2	2.5%
<i>Infant Mortality</i>	5	6.2%
<i>Lead Poisoning</i>	1	1.2%
<i>Mental Health</i>	22	27.2%
<i>Obesity</i>	1	1.2%
<i>Obesity/ Nutrition</i>	14	17.3%
<i>Poverty/ Social Determinants of Health</i>	9	11.1%
<i>Respiratory Care</i>	2	2.5%
<i>Violence/ Safety</i>	1	1.2%
<i>Vision</i>	1	1.2%
<i>Total</i>	81	100.0%

**4. For each area, how would you rate this problem today on a scale ranging from very low to very high?**

	Very Low	Low	Moderate	High	Very High
<i>Child Asthma</i>	-	-	27.6% (8)	58.6% (17)	13.8% (4)
<i>Child Mental Health</i>	-	-	3.4% (1)	13.8% (4)	82.8% (24)
<i>Child Obesity</i>	-	-	20.7% (6)	48.3% (14)	31.0% (9)
<i>Early Literacy and School Readiness</i>	-	3.4% (1)	10.3% (3)	55.2% (16)	31.0% (9)
<i>Infant Mortality</i>	-	-	44.8% (13)	31.0% (9)	24.1% (7)
<i>Unintentional Injury</i>	-	10.3% (3)	48.3% (14)	34.5% (10)	6.9% (2)

**5. Of the child health needs above, do you believe our community is improving, staying the same, or getting worse in addressing these needs?**

	Getting Worse	Staying the Same	Improving
<i>Child Asthma</i>	3.4% (1)	65.5% (19)	31.0% (9)
<i>Child Mental Health</i>	44.8% (13)	44.8% (13)	10.3% (3)
<i>Child Obesity</i>	34.5% (10)	55.2% (16)	10.3% (3)
<i>Early Literacy and School Readiness</i>	13.8% (4)	41.4% (12)	44.8% (13)
<i>Infant Mortality</i>	6.9% (2)	31.0% (9)	62.1% (18)
<i>Unintentional Injury</i>	3.4% (1)	69.0% (20)	27.6% (8)

**6. How much do you believe the following factors impact child health in your community?**

	No Influence	Little Influence	Some Influence	Partial Influence	Significant Influence
<i>Income</i>	-	-	-	6.9% (2)	93.1% (27)
<i>Employment</i>	-	-	3.4% (1)	20.7% (6)	75.9% (22)
<i>Food Access</i>	-	-	-	13.8% (4)	86.2% (25)
<i>Housing</i>	-	-	3.4% (1)	13.8% (4)	82.8% (24)
<i>Transportation</i>	-	3.4% (1)	3.4% (1)	31.0% (9)	62.1% (18)
<i>Education</i>	-	3.4% (1)	6.9% (2)	24.1% (7)	65.5% (19)
<i>Neighborhood</i>	-	-	6.9% (2)	27.6% (8)	65.5% (19)
<i>Violence/ Safety</i>	-	-	3.4% (1)	17.2% (5)	79.3% (23)
<i>Insurance Coverage</i>	-	-	27.6% (8)	27.6% (8)	44.8% (13)
<i>Language</i>	-	3.4% (1)	24.1% (7)	51.7% (15)	20.7% (6)



**1. What would you say is the most important child health issue in your community?**

	<b>Frequency</b>	<b>Percent</b>
<i>Access to Care/ Primary Care</i>	67	12.0%
<i>Asthma</i>	7	1.3%
<i>Child Care</i>	7	1.3%
<i>Child Safety and Unintentional Injury</i>	6	1.1%
<i>Oral Health</i>	2	0.4%
<i>Disease (cancer, diabetes, etc.)</i>	9	1.6%
<i>Education/Early Literacy</i>	2	0.4%
<i>Food Insecurity</i>	49	8.9%
<i>Infant Mortality</i>	30	5.4%
<i>Mental Health</i>	124	22.4%
<i>Obesity</i>	148	26.8%
<i>Lead</i>	9	1.6%
<i>Social Determinants</i>	93	16.8%
<i>Total</i>	553	100.0%

Appendix I. List of Resources by County

Southeast Indiana				
Dearborn, Ohio, Switzerland Counties				
Resource Name	Description	Address	Phone Number	Website
<b>Big Brothers Big Sisters</b>	<ul style="list-style-type: none"> <li>Community based coalition</li> <li>Mentoring for children</li> <li>United Way</li> </ul>	2412 Picnic Woods Drive Lawrenceburg, IN 47025	(812) 747-7281	www.bigsforkids.org
<b>Children’s Advocacy Center (CAC) of Southeastern Indiana</b>	<ul style="list-style-type: none"> <li>Family services Child abuse services</li> </ul>	12211 Rullman Drive Dillsboro, IN 47018	(812) 432- 3200	cacsoutheast.org
<b>Dearborn County Clearinghouse, Aurora</b>	<ul style="list-style-type: none"> <li>Food pantry</li> <li>Clothing</li> <li>Housing services</li> </ul>	411 George Street Aurora IN, 47001	(812) 926-1198	www.dearbornclearinghouse.com/home.html
<b>Dearborn Community Center</b>	<ul style="list-style-type: none"> <li>Senior services</li> <li>Community education</li> <li>Recreation center Community outreach</li> <li>Fitness center</li> </ul>	423 Walnut Street Lawrenceburg, IN 47025	(812) 532-3535	www.lawrenceburg-in.com/133/Lawrenceburg-Community-Center
<b>Dearborn County Health Department</b>	<ul style="list-style-type: none"> <li>Health education</li> <li>Immunizations</li> <li>Drug Programs</li> <li>Safe sleep education,</li> <li>STD testing</li> <li>Lead testing</li> </ul>	215 W High Street Lawrenceburg, IN 47025	(812) 537-8826	www.dearborncounty.org/departments/index.php?structureid=23
<b>Dearborn Community Mental Health Center</b>	<ul style="list-style-type: none"> <li>Comprehensive mental health services including</li> </ul>	Various	(812) 537-1302	cmhcinc.org
<b>DeVillie Pharmacy</b>	<ul style="list-style-type: none"> <li>Prescription vouchers and coupons</li> </ul>	401 W. Eads Parkway Suite 270 Lawrenceburg, IN 47025	(812) 537-1798	www.devillepharmacies.com

Cincinnati Children's Hospital Medical Center  
 EIN: 31-0833936  
 Community Health Needs Assessment 2019-2022

<b>Every Child Succeeds</b>	<ul style="list-style-type: none"> <li>• Home visits</li> <li>• Parenting programs</li> </ul>	Various	(513) 636-2830	<a href="http://www.everychildsucceds.org">www.everychildsucceds.org</a>
<b>First Steps, Southeast IN (Thrive Alliance is the lead agency)</b>	<ul style="list-style-type: none"> <li>• Early intervention services for children with disability or who are developmentally vulnerable including:</li> <li>• Assistive technology</li> <li>• Audiological services</li> <li>• Developmental therapy</li> <li>• Family education, training, and counseling</li> <li>• Health, medical, and nutritional services</li> </ul>	411 George Street Aurora IN 47001	(812) 314-2982	<a href="http://www.firststepssoutheast.org">www.firststepssoutheast.org</a>
<b>Hamline Chapel</b>	<ul style="list-style-type: none"> <li>• Food pantry (year round)</li> <li>• Free Wed. night meal (Winter only) Faith-based community</li> <li>• Churches</li> </ul>	102 W High Street Lawrenceburg, IN 47025	(812) 537-2170	<a href="http://www.umc.org/find-a-church/church/53920">www.umc.org/find-a-church/church/53920</a>
<b>Heart House Homeless Shelter</b>	<ul style="list-style-type: none"> <li>• 72-bed shelter</li> <li>• Social services for life and coping skills</li> </ul>	6815 US-50 Aurora, IN 47001	(812) 926-4890	<a href="http://www.indianahearthouse.org">www.indianahearthouse.org</a>
<b>Highpoint Health</b>	<ul style="list-style-type: none"> <li>• Healthcare provider</li> <li>• Hospital</li> <li>• Doctors</li> <li>• Physician offices</li> <li>• Primary care physician</li> </ul>	600 Wilson Creek Road Lawrenceburg, IN 47025	(812) 537-1010	<a href="http://www.myhph.org/">www.myhph.org/</a>
<b>Indiana Comprehensive Treatment Centers - Lawrenceburg Methadone Clinic</b>	<ul style="list-style-type: none"> <li>• Drug treatment programs</li> </ul>	Various	(855) 661-3320	<a href="http://www.indianactc.com/location/lawrenceburg">www.indianactc.com/location/lawrenceburg</a>
<b>Ireland Home Based Services</b>	<ul style="list-style-type: none"> <li>• Services for children and families who have experienced abuse and neglect</li> </ul>	Various	(877) 403-0380	<a href="http://ihbs.us">ihbs.us</a>

Cincinnati Children's Hospital Medical Center  
 EIN: 31-0833936  
 Community Health Needs Assessment 2019-2022

<b>IYI</b>	<ul style="list-style-type: none"> <li>Youth worker cafes and training</li> <li>Employee assistance programs</li> <li>Community education</li> </ul>	603 East Washington Street Suite 800 Indianapolis, Indiana 46204	(317) 396-2700	<a href="http://www.iyi.org/iyi-near-me/youth-worker-cafes">www.iyi.org/iyi-near-me/youth-worker-cafes</a>
<b>Lawrenceburg Library</b>	<ul style="list-style-type: none"> <li>Resource center</li> <li>Library</li> <li>Internet</li> <li>Community education</li> </ul>	150 Mary Street Lawrenceburg, IN 47025	(812) 537-2775	<a href="http://www.lpld.lib.in.us/ab-out-us">www.lpld.lib.in.us/ab-out-us</a>
<b>Lawrenceburg Lions Club</b>	<ul style="list-style-type: none"> <li>Eye glasses program Speech &amp; Hearing Programs Drug Awareness Programs</li> <li>Aging &amp; disabled resource center</li> <li>Catch-a-Ride public transportation</li> </ul>	Various	(812) 584-6400	<a href="http://www.lawrenceburglionsclub.org">www.lawrenceburglionsclub.org</a>
<b>LifeTime Resource Names</b>	<ul style="list-style-type: none"> <li>Community resource guides</li> <li>Family caregiver</li> <li>In-home case management Nutrition services</li> <li>Sentry services - guardianship</li> </ul>	13091 Benedict Drive Dillsboro, IN 47018	(800) 742-5001	<a href="http://www.lifetime-resources.org/catch-a-ride17#nogo">www.lifetime-resources.org/catch-a-ride17#nogo</a>
<b>Medicaid Transportation</b>	<ul style="list-style-type: none"> <li>Veteran's services</li> <li>Transportation services</li> <li>Provides transportation for veterans</li> </ul>	165 Mary Street Lawrenceburg, IN 47025	(812) 537-8819	<a href="http://www.dearborncounty.org/departments/division.php?structureid=58">www.dearborncounty.org/departments/division.php?structureid=58</a>
<b>Ohio County Health Department</b>	<ul style="list-style-type: none"> <li>Free breastfeeding consultation</li> <li>Local health departments</li> <li>WIC</li> </ul>	117 Sixth Street Rising Sun, IN 47040	(812) 432-2551	<a href="http://ohiocountyhealthdept.com">ohiocountyhealthdept.com</a>
<b>One Community One Family</b>	<ul style="list-style-type: none"> <li>Community health center</li> <li>Mental health services</li> <li>Multi city parent cafes</li> <li>Parenting classes</li> </ul>	920 County Line Road Suite C Batesville, IN 47006	(812) 932-1026	<a href="http://www.onecommunityonefamily.org">www.onecommunityonefamily.org</a>
<b>Pregnancy Care Center</b>	<ul style="list-style-type: none"> <li>STD testing and free pregnancy tests</li> <li>Women's health services</li> <li>Clothing - for clients</li> <li>Parenting resources</li> <li>Counseling services</li> <li>STI testing</li> </ul>	62 Doughty Road Suite 5 Lawrenceburg, IN 47025	(812) 537.4357	<a href="http://pregnancylawrenceburg.com">pregnancylawrenceburg.com</a>

Cincinnati Children's Hospital Medical Center  
 EIN: 31-0833936  
 Community Health Needs Assessment 2019-2022

<b>Prosecutor office</b>	<ul style="list-style-type: none"> <li>Free drug test kits Substance abuse resource</li> </ul>	165 Mary Street Lawrenceburg, IN 47025	(812) 537-8884	<a href="http://www.dearborncounty.org/departments/index.php?structureid=27">www.dearborncounty.org/departments/index.php?structureid=27</a>
<b>Rising Sun Medical Center</b>	<ul style="list-style-type: none"> <li>Primary care physician practice</li> </ul>	230 6th Street Rising Sun, IN 47040	(812) 438-2555	NA
<b>Safe Passage</b>	<ul style="list-style-type: none"> <li>Educational programs on domestic violence</li> <li>Shelter for domestic abuse Support groups</li> </ul>	Various	(877) 733-1990	<a href="http://www.safepassagein.c.org">www.safepassagein.c.org</a>
<b>Shady Nook Care Center</b>	<ul style="list-style-type: none"> <li>Short and Long Term Rehabilitation Memory Care</li> <li>Medicare/Medicaid certified facility Therapy services</li> </ul>	36 Valley Drive Lawrenceburg, IN 47025	(812) 537-0930	<a href="http://www.shadynookcarecenter.com">www.shadynookcarecenter.com</a>
<b>Southeastern Indiana Economic Opportunity Corporation</b>	<ul style="list-style-type: none"> <li>Education for low-income individuals and families</li> <li>Helps people find and maintain meaningful employment</li> <li>Emergency assistance</li> </ul>	Various	(812) 926-1585	<a href="http://www.sieoc.org">www.sieoc.org</a>
<b>Switzerland County Nurse Clinic, Vevay</b>	<ul style="list-style-type: none"> <li>Primary health care by nurse practitioner to poor and uninsured</li> </ul>	1190 West Main Street, Suite 300, Vevay, IN 47043	(812) 427-4038	<a href="http://www.switzerland-county.com/nurse-managed-clinic">www.switzerland-county.com/nurse-managed-clinic</a>
<b>Switzerland County YMCA</b>	<ul style="list-style-type: none"> <li>Health and fitness</li> </ul>	1114 W. Main Street, Vevay, IN 47043	(812) 427-9622	<a href="http://www.switzymca.org">www.switzymca.org</a>
<b>WIC</b>	<ul style="list-style-type: none"> <li>Nutrition Program for Women, Infants and Children</li> <li>Breastfeeding services</li> <li>Nutrition services</li> </ul>	370 Bielby Road, Lawrenceburg, IN, 47025	(812) 537-4089	<a href="http://www.wicprograms.org/li/dearborn_county_wic_program_in_lawrencburg_47025">www.wicprograms.org/li/dearborn_county_wic_program_in_lawrencburg_47025</a>
<b>Youth Encouragement Services (YES) Home</b>	<ul style="list-style-type: none"> <li>Diabetes education</li> <li>Medical, dental, and counseling services</li> <li>Immunizations</li> <li>Home for abused and neglected children</li> </ul>	11636 County Farm Rd. Aurora IN 47001	(812) 926-0110	<a href="http://www.yeshome.org/">www.yeshome.org/</a>

	<ul style="list-style-type: none"> <li>Free screenings</li> </ul>			
Northern Kentucky				
Boone, Campbell, Kenton Counties				
Resource Name	Description	Address	Phone Number	Website
<b>Be Concerned</b>	<ul style="list-style-type: none"> <li>Food pantry/food bank Clothing</li> </ul>	1100 Pike Street Covington, KY	(859) 291-6789	www.beconcerned.org
<b>Boone County Health Center, Florence</b>	<ul style="list-style-type: none"> <li>Health care services</li> </ul>	7505 Burlington Pike Florence, KY 41042	(859) 462-7090	nkyhealth.org/locations/boone-county-health-center
<b>Boone County Human Services</b>	<ul style="list-style-type: none"> <li>Oversees and monitors the distribution of Payroll</li> <li>Tax funds that support mental health, intellectual disability and aging services provided by a broad range of community partners.</li> </ul>	Boone County Administration Building 2nd floor, 2950 Washington Street, Burlington, Kentucky 41005	(859) 334-2116	www.boonecountky.org/departments/human_services
<b>Brighton Center</b>	<ul style="list-style-type: none"> <li>Adolescent mental health treatment Community organizing</li> <li>Connections to resources Crisis intervention for children</li> <li>Homeward Bound shelter Independent Living Program</li> <li>Preliminary case management</li> <li>Youth leadership development</li> </ul>	741 Central Avenue Newport, KY 41071	(859) 491-8303	www.brightoncenter.com
<b>Cancer Family Care</b>	<ul style="list-style-type: none"> <li>Activities for children affected by cancer</li> <li>Children's services</li> <li>Free wigs, massage therapy, and healing touch therapy</li> <li>Individual and family counseling</li> </ul>	Various	Various	www.cancerfamilycare.org

Cincinnati Children's Hospital Medical Center  
 EIN: 31-0833936  
 Community Health Needs Assessment 2019-2022

	Information about cancer-related illness and loss			
<b>Cancer Support Community</b>	<ul style="list-style-type: none"> <li>• Education Individual services</li> <li>• Support groups</li> </ul>	Various	Various	<a href="http://www.cancersupportcommunity.org">www.cancersupportcommunity.org</a>
<b>CARE Mission</b>	<ul style="list-style-type: none"> <li>• Food pantry/food bank Clothing bank</li> </ul>	11093 Alexandria Pike Alexandria, KY 41001	(859) 635-4500	<a href="http://www.caremission.net">www.caremission.net</a>
<b>CASA for Kids of Kenton and Campbell C</b>	<ul style="list-style-type: none"> <li>• Court-appointed volunteer advocacy for abused and neglected children</li> <li>• Foster care assistance</li> <li>• Child advocacy</li> </ul>	303 Court Street #707 Covington, KY 41011	(859) 392-1791	<a href="http://casaforkidsnky.org">casaforkidsnky.org</a>
<b>Catholic Health Initiatives</b>	<ul style="list-style-type: none"> <li>• Faith-based community Health support services</li> </ul>	3900 Olympic Boulevard # 400 Erlanger, KY 41018	(859) 594-3000	<a href="http://catholichealthinitiatives.org">catholichealthinitiatives.org</a>
<b>Erlanger Lions</b>	<ul style="list-style-type: none"> <li>• Glasses and vision services</li> </ul>	5996 Belair Drive Florence, KY 41042	(859) 282-9969	<a href="http://www.erlangerlionsya.org">www.erlangerlionsya.org</a>
<b>HealthPoint Family Care</b>	<ul style="list-style-type: none"> <li>• Family health care</li> <li>• Doctors</li> <li>• Health center</li> <li>• Behavioral and substance abuse Dental</li> <li>• Homeless services Pediatrics</li> <li>• Women's health</li> </ul>	Various	(859) 655-6100	<a href="http://www.healthpointfc.org">www.healthpointfc.org</a>
<b>Mentoring Plus</b>	<ul style="list-style-type: none"> <li>• Support services for high risk youth</li> </ul>	801 York Street Newport, KY 41071	(859) 982-5895	<a href="http://mentoringplus.org">mentoringplus.org</a>
<b>Northern Kentucky Community Action Commission</b>	<ul style="list-style-type: none"> <li>• Provides office space to distribute meds</li> <li>• Basic, temporary assistance to give families greater comfort, safety, dignity and security as they transition out of poverty</li> <li>• Helping families gain the skills, abilities, knowledge and direction</li> </ul>	717 Madison Avenue Covington, KY 41011	(859) 581-6607	<a href="http://www.nkcac.org">www.nkcac.org</a>

Cincinnati Children's Hospital Medical Center  
 EIN: 31-0833936  
 Community Health Needs Assessment 2019-2022

	<ul style="list-style-type: none"> <li>to become economically independent</li> <li>Affordable housing</li> <li>Family Services</li> <li>Senior Services</li> <li>Employment assistance</li> </ul>			
<b>NorthKey Community Cares</b>	<ul style="list-style-type: none"> <li>Mental health services</li> <li>Substance use services</li> <li>Developmental disabilities services</li> </ul>	Various	(859) 331-3292	<a href="http://www.northkey.org">www.northkey.org</a>
<b>Northern Kentucky Health Department</b>	<ul style="list-style-type: none"> <li>Affordable Care Act resources</li> <li>Birth/death certificates</li> <li>HIV/AIDS case management</li> <li>Immunizations</li> <li>Oral health program</li> <li>WIC</li> <li>Farmers Market</li> </ul>	8001 Veterans Memorial Drive, Florence, KY 41042	(859) 341-4264	<a href="http://nkyhealth.org">nkyhealth.org</a>
<b>Redwoods</b>	<ul style="list-style-type: none"> <li>Developmental disability services</li> <li>Speech, Physical, and Occupational Therapy</li> <li>Prescribed Pediatric Extended Care (PPEC)</li> <li>School Age Child Care</li> <li>Summer Program</li> <li>Early Intervention</li> <li>Adult Day Programs</li> <li>Vocational Day Training</li> <li>Employment Training Center</li> </ul>	71 Orphanage Road Fort Mitchell, KY 41017	(859) 331-0880	<a href="http://www.redwoodnky.org">www.redwoodnky.org</a>
<b>Rose Garden Mission</b>	<ul style="list-style-type: none"> <li>Free medical and dental</li> <li>Pregnancy care center</li> <li>Primary care clinic</li> <li>Parenting classes</li> </ul>	P.O. Box 122070 Covington, KY 41012-2070 2020 - 2040 Madison Avenue Covington, KY	(859) 491-ROSE	<a href="http://www.exclusivesoftware.com/RoseGardenMission/RoseGarden/default.html">www.exclusivesoftware.com/RoseGardenMission/RoseGarden/default.html</a>



Cincinnati Children’s Hospital Medical Center  
 EIN: 31-0833936  
 Community Health Needs Assessment 2019-2022

	<ul style="list-style-type: none"> <li>• Smoking cessation</li> <li>• Food pantry</li> <li>• Counseling</li> </ul>			
<b>Ronald McDonald House of Greater Cincinnati</b>	<ul style="list-style-type: none"> <li>• Housing and education services for families in Cincinnati for health care needs</li> </ul>	341 Erkenbrecher Avenue Cincinnati, OH 45249	(513) 636-7642	www.rmhcincinnati.org
<b>St. Vincent de Paul</b>	<ul style="list-style-type: none"> <li>• Christmas Adopt-a-Family program</li> <li>• Coat donation program</li> <li>• Feed a Family holiday program</li> <li>• Food for Thanksgiving or Christmas dinner</li> <li>• HVAC aid to those in need</li> </ul>	2655 Crescent Springs Road Covington, KY 41017	(859) 341-3219	www.svdpnky.org/website
<b>Salvation Army Newport Community Center</b>	<ul style="list-style-type: none"> <li>• Adult rehabilitation</li> <li>• Christmas assistance</li> <li>• Combating human trafficking Elderly services</li> <li>• Emergency assistance</li> <li>• Emergency disaster services</li> <li>• Housing and homeless services</li> <li>• Sunday lunch program</li> <li>• Worship opportunities</li> <li>• Youth services; youth camps and recreation</li> </ul>	340 W. Tenth Street Newport, KY	(859) 431-1063	swo.salvationarmy.org/SouthwestOhio/newport-ky
<b>St. Elizabeth Healthcare</b>	<ul style="list-style-type: none"> <li>• Hospital health care system including six facilities throughout Northern Kentucky and vast resources to serve the Greater Cincinnati area</li> </ul>	Various	Various	www.stelizabeth.com
<b>Sun Behavioral Health</b>	<ul style="list-style-type: none"> <li>• Mental Health services</li> <li>• Substance abuse services</li> </ul>	820 Dolwick Drive Erlanger, KY 41018	(859) 429-5188	www.sunbehavioral.com
<b>Talbert House</b>	<ul style="list-style-type: none"> <li>• Network of services focusing on prevention, assessment, treatment, and reintegration:</li> </ul>	Various	(513) 281-2273	www.talberthouse.org

	<ul style="list-style-type: none"> <li>• Adult and youth behavioral health</li> <li>• Court and corrections</li> <li>• Housing Substance abuse</li> </ul>			
<b>Transitions, Inc.</b>	<ul style="list-style-type: none"> <li>• Chemical dependency programs available to Kentucky residents and to homeless individuals regardless of their ability to pay</li> <li>• Employment and community service Individual and group counseling</li> </ul>	1650 Russell Street Covington, KY 41011	(859) 291-1043	www.transitionsky.org
<b>United Ministries</b>	<ul style="list-style-type: none"> <li>• Faith-based community</li> <li>• Community-based coalition</li> <li>• Emergency assistance services</li> </ul>	525 Graves Avenue Erlanger, KY 41018	(859) 727-0300	umnky.org
<b>United Way Success by Six</b>	<ul style="list-style-type: none"> <li>• Non-profit organization</li> <li>• Early childhood development</li> <li>• United Way</li> </ul>	P.O. Box 55 Burlington, KY 41005	(859) 534-5810	www.boonecountys uccessby6.org
<b>Welcome House of Northern Kentucky</b>	<ul style="list-style-type: none"> <li>• Service coordination</li> <li>• Housing services Employment assistance</li> <li>• Basic needs services</li> <li>• Income and benefit services</li> </ul>	205 E Pike Street Covington, KY 41011	(859) 431-8717	welcomehouseky.org/
<b>Women’s Crisis Center</b>	<ul style="list-style-type: none"> <li>• Empowering survivors of domestic violence, rape, and child sexual abuse Services are provided to women, children, teens, older adults, immigrants, disabled individuals, male victims of partner abuse, rape, and sexual assault and victims of human trafficking</li> </ul>	835 Madison Avenue Covington, KY 41011	(859) 491-3335	www.wccy.org/about- us/contact/
<b>Southwest Ohio</b>				
<b>Butler County</b>				
<b>Resource Name</b>	<b>Description</b>	<b>Address</b>	<b>Phone Number</b>	<b>Website</b>
<b>Atrium Medical Center</b>	<ul style="list-style-type: none"> <li>• Verified Level III trauma center and</li> </ul>	One Medical Center Drive	(513) 974-2111	www.atriummedcenter.org

Cincinnati Children's Hospital Medical Center  
 EIN: 31-0833936  
 Community Health Needs Assessment 2019-2022

	<ul style="list-style-type: none"> <li>primary stroke center</li> <li>• Surgery</li> <li>Obstetrics</li> <li>• Maternal - Child Health Center for self- pay and indigent</li> <li>• Advanced cancer care</li> <li>• Women's Center</li> </ul>	Middletown, OH 45005		
<b>Booker T. Washington Community Center</b>	<ul style="list-style-type: none"> <li>• Operated by the YMCA</li> <li>• Fitness programs Homework help</li> <li>• Nutrition programs</li> <li>• Public computer access</li> </ul>	1140 S Front Street Hamilton, OH 45011	(513) 785-2451	<a href="http://www.hamilton-city.org/737/Booker-T-Washington-Community-Center">www.hamilton-city.org/737/Booker-T-Washington-Community-Center</a>
<b>Butler Behavioral Health Services</b>	<ul style="list-style-type: none"> <li>• Mental health services</li> </ul>	1490 University Boulevard Hamilton, OH 45011	(513) 881-7189	<a href="http://www.bbhs.org">www.bbhs.org</a>
<b>Butler County Coalition/ Mental Health and Addiction Recovery Services</b>	<ul style="list-style-type: none"> <li>• Addiction recovery services</li> <li>• Mental health services</li> </ul>	5963 Boymel Drive Fairfield, OH 45014	(513) 860-9240	<a href="http://www.bcmhars.org">www.bcmhars.org</a>
<b>Butler County Educational Service Center</b>	<ul style="list-style-type: none"> <li>• Educational and service resource for schools, government agencies, families, children, and the community</li> </ul>	400 N. Erie Boulevard Suite A Hamilton, OH 45011	(513) 887-3710	<a href="http://www.bcesc.org">www.bcesc.org</a>
<b>Butler County Families and Children First Council</b>	<ul style="list-style-type: none"> <li>• Family services Child services</li> </ul>	400 N. Fair Avenue Hamilton, OH 45011	(513) 887-3710	<a href="http://www.butlerfcfc.org/index.aspx">www.butlerfcfc.org/index.aspx</a>
<b>Butler County Health Department</b>	<ul style="list-style-type: none"> <li>• Health department</li> </ul>	345 High Street, Suite 330 Hamilton, OH 45011	(513) 785-7000	<a href="http://www.hamilton-city.org/240/Health-Department">www.hamilton-city.org/240/Health-Department</a>
<b>Butler County WIC</b>	<ul style="list-style-type: none"> <li>• WIC Program</li> </ul>	210 S. Second Street	(513) 896-7022	<a href="http://www.wicprograms.org/ci/oh-hamilton">www.wicprograms.org/ci/oh-hamilton</a>
<b>Catholic Charities of Southwest Ohio</b>	<ul style="list-style-type: none"> <li>• Family services</li> <li>• Mental health services</li> <li>• Refugee resettlement services</li> <li>• Senior services</li> </ul>	7162 Reading Road Cincinnati, OH 45202	(513) 241-7745	<a href="http://ccswoh.org">ccswoh.org</a>

Cincinnati Children's Hospital Medical Center  
 EIN: 31-0833936  
 Community Health Needs Assessment 2019-2022

<b>City of Hamilton Health Department</b>	<ul style="list-style-type: none"> <li>Health department</li> </ul>	345 High Street, Suite 330 Hamilton, OH 45011	(513) 785-7000	<a href="http://www.hamilton-city.org/240/Health-Department">www.hamilton-city.org/240/Health-Department</a>
<b>Coalition for a Healthy, Safe and Drug- Free Greater Hamilton</b>	<ul style="list-style-type: none"> <li>Community-based coalition</li> <li>Substance abuse prevention</li> </ul>	2935 Hamilton-Mason Road Hamilton, OH 45011	(513) 858-1738	<a href="http://www.communitydevelopmentprofessionals.com">www.communitydevelopmentprofessionals.com</a>
<b>Community Development Professionals</b>	<ul style="list-style-type: none"> <li>Community-based coalition</li> </ul>	332 Dayton Street Hamilton, OH 45011	(513) 858-1738	<a href="http://www.communitydevelopmentprofessionals.com">www.communitydevelopmentprofessionals.com</a>
<b>Community First Pharmacy</b>	<ul style="list-style-type: none"> <li>Non-profit pharmacy in Hamilton</li> <li>Reduced markup on prescriptions</li> <li>Works with physicians to find the right medication based on health and budget</li> </ul>	Various	(513) 645-5447	<a href="http://www.community-first.org/pharmacy">www.community-first.org/pharmacy</a>
<b>Community First Solutions</b>	<ul style="list-style-type: none"> <li>Addiction recovery services</li> <li>Mental health services</li> <li>Senior services</li> <li>Wellness services</li> <li>Child care services</li> </ul>	230 Ludlow Street Hamilton, OH 45011	(513) 785-4750	<a href="http://www.community-first.org">www.community-first.org</a>
<b>First Baptist Church</b>	<ul style="list-style-type: none"> <li>Faith-based community Church</li> </ul>	1501 Pyramid Hill Boulevard Hamilton, OH 45013	(513) 868-1412	<a href="http://www.firstbaptisthamilton.org">www.firstbaptisthamilton.org</a>
<b>Focus on Youth</b>	<ul style="list-style-type: none"> <li>Child services</li> <li>Behavioral health provider</li> </ul>	8904 Brookside Court West Chester Township, OH 45069	(513) 644-1030	<a href="http://www.focusonyouth.com">www.focusonyouth.com</a>
<b>Hamilton West Baptist Church</b>	<ul style="list-style-type: none"> <li>Faith-based community Church</li> </ul>	1050 NW Washington Boulevard Hamilton, OH 45013	(513) 868-2680	<a href="http://hwbaptist.org">hwbaptist.org</a>
<b>High Hopes</b>	<ul style="list-style-type: none"> <li>Free and confidential outreach program for African-American pregnant women in Butler County</li> <li>Program operated by the Butler County Health Department</li> <li>Provides prenatal care and</li> </ul>	301 S. Third Street Hamilton, OH 45011	(513) 887-5249	<a href="http://www.frnohio.org/resources/listing/butler-county-health-department-high-hopes-program">www.frnohio.org/resources/listing/butler-county-health-department-high-hopes-program</a>

Cincinnati Children's Hospital Medical Center  
 EIN: 31-0833936  
 Community Health Needs Assessment 2019-2022

	nutritional information			
<b>The Healthcare Connection Lincoln Heights Health Center</b>	<ul style="list-style-type: none"> <li>Federally Qualified Health Center; part of HealthCare Connection</li> <li>Takes referrals for Butler County residents</li> </ul>	1401 Steffan Avenue Cincinnati, OH 45215	(513) 554-4100	www.healthcare-connection.org
<b>Living Waters Ministry</b>	<ul style="list-style-type: none"> <li>Serving Hispanic population</li> <li>Academic, community, and spiritual enrichment programs</li> <li>After-school program for children</li> <li>Homework help</li> <li>Translation, referrals, and training classes</li> </ul>	510 S. 8th Street Hamilton, OH 45011	(513) 894-9892	hamilton-living-water-ministry.org
<b>McCullough-Hyde Hospital</b>	<ul style="list-style-type: none"> <li>Hospital</li> </ul>	110 W. Poplar Street Oxford, OH 45056	(513) 523-2111	www.trihealth.com/hospitals-and-practices/mccullough-hyde-memorial-hospital
<b>Mercy Health - Fairfield OB Clinic</b>	<ul style="list-style-type: none"> <li>Prenatal care for low-income women at Mercy Health - Fairfield Hospital</li> </ul>	3000 Mack Road, Suite 110 Fairfield, OH 45014	(513) 603-8897	www.mercy.com/locations/specialty-locations/gynecology-obgyn-womens-health/mercy-health-fairfield-ob-clinic
<b>Middletown City Health Department</b>	<ul style="list-style-type: none"> <li>Health department</li> </ul>	One Donham Plaza Middletown, OH 45042	(513) 425-1818	www.cityofmiddletown.org/271/Health
<b>Pilgrim Baptist Church</b>	<ul style="list-style-type: none"> <li>Faith-based community Church</li> </ul>	711 S. 4th Street Hamilton, OH 45011	(513) 868-8046	www.pilgrimmissionary.org
<b>Positive Leaps</b>	<ul style="list-style-type: none"> <li>Behavioral health provider</li> </ul>	5900 West Chester Road, Suite C West Chester Township, OH 45069	(513) 777-2428	www.positiveleaps.org
<b>Primary Health Solutions</b>	<ul style="list-style-type: none"> <li>Non-profit, safety-net healthcare provider</li> </ul>	210 S. Second Street Hamilton OH 45011	(513) 454-1111	www.myprimaryhealthsolutions.org
<b>Princeton Pike Church of God</b>	<ul style="list-style-type: none"> <li>Faith-based community Church</li> </ul>	6101 Princeton Glendale	(513) 867-1995	www.ppcog.com

		Road, Hamilton, OH 45011		
<b>S.E.L.F.</b>	<ul style="list-style-type: none"> <li>Housing assistance</li> <li>Employment assistance</li> <li>Community and self-empowerment</li> </ul>	1790 S. Erie Highway, Suite A-C Hamilton, OH 45011	(513) 868-9300	selfhelps.org
<b>SERVE City</b>	<ul style="list-style-type: none"> <li>Faith-based community</li> <li>General community services (clothing, food pantry, housing assistance)</li> </ul>	622 East Avenue Hamilton, OH 45011	(513) 737-9701	www.servacitychosen.org
<b>Sojourner Recovery Services</b>	<ul style="list-style-type: none"> <li>Individual counseling, group therapy, family sessions, lectures, and discussion groups</li> <li>Residential, intensive outpatient, outpatient, and Discharge Recovery Planning</li> <li>Substance abuse treatment for women, men, adolescents and their families</li> </ul>	515 Dayton Street Hamilton, OH 45011	(513) 868-7654	sojournerrecovery.com
<b>Transitional Living</b>	<ul style="list-style-type: none"> <li>Developmental disability services</li> <li>Mental health services</li> </ul>	2052 Hamilton Princeton Road Hamilton, OH 45011	(513) 863-6383	tliving.org/home
<b>YWCA Hamilton</b>	<ul style="list-style-type: none"> <li>Women and children's services Domestic violence services</li> <li>Legal assistance</li> <li>Economic stability services</li> </ul>	244 Dayton Street Hamilton, OH 45011	(513) 856-9800	www.ywcahamilton.com/
<b>Clermont County</b>				
<b>Resource Name</b>	<b>Description</b>	<b>Address</b>	<b>Phone Number</b>	<b>Website</b>
<b>Cancer Family Care</b>	<ul style="list-style-type: none"> <li>Activities for children affected by cancer</li> <li>Children's services</li> <li>Free wigs, massage therapy, and healing touch therapy</li> <li>Individual and family counseling</li> </ul>	Various	Various	www.cancerfamilycare.org

Cincinnati Children's Hospital Medical Center  
 EIN: 31-0833936  
 Community Health Needs Assessment 2019-2022

	Information about cancer-related illness and loss			
<b>Child Focus Inc.</b>	<ul style="list-style-type: none"> <li>• Early learning</li> <li>• Mental health</li> <li>• Foster care</li> <li>• Parent training</li> </ul>	Various	(513) 752-1555	<a href="http://www.child-focus.org">www.child-focus.org</a>
<b>Clermont County Community Services</b>	<ul style="list-style-type: none"> <li>• Diabetic clinic</li> <li>• Emergency HEAP Health assessment</li> <li>• Homeless shelter</li> <li>• Pediatric medical &amp; dental Weatherization</li> <li>• Youth services</li> </ul>	3003 Hospital Drive Batavia, OH 45103	(513) 732-2277	<a href="http://www.cccsi.org">www.cccsi.org</a>
<b>Clermont County Public Health</b>	<ul style="list-style-type: none"> <li>• Birth and death certificates</li> <li>• Bureau for Children with Medical Handicaps</li> <li>• Complaint investigations</li> <li>• Hepatitis C and HIV testing Inspections</li> <li>• Immunizations</li> <li>• Mammograms and Pap tests</li> <li>• Women, Infants, and Children (WIC)</li> </ul>	2275 Bauer Road #300 Batavia, OH 45103	(513) 732-7499	<a href="http://ccphohio.org">ccphohio.org</a>
<b>Clermont County Mental Health and Recovery Board</b>	<ul style="list-style-type: none"> <li>• Planning, funding, and evaluation of comprehensive mental health and recovery services</li> </ul>	2337 Clermont Center Drive Batavia, OH 45103	(513) 528-7283	<a href="http://www.ccmhrb.com">www.ccmhrb.com</a>
<b>Clermont County Ohio State University Extension</b>	<ul style="list-style-type: none"> <li>• Community development</li> <li>• Family and consumer education and information</li> <li>• Food and nutrition education</li> <li>• SNAP education</li> </ul>	1000 Locust Street Owensville, OH 45160	(513) 732-7070	<a href="http://clermont.osu.edu/home">clermont.osu.edu/home</a>
<b>Clermont Recovery Center</b>	<ul style="list-style-type: none"> <li>• Services for adults and</li> </ul>	1088 Wasserman Way	(513) 735-8100	<a href="http://www.rehab.com/gre-ater-">www.rehab.com/gre-ater-</a>

Cincinnati Children’s Hospital Medical Center  
 EIN: 31-0833936  
 Community Health Needs Assessment 2019-2022

	<ul style="list-style-type: none"> <li>adolescents suffering from substance abuse</li> <li>Mental illness services</li> <li>Prevention, intervention, and treatment services</li> </ul>	Batavia, OH 45103		cincinnati-behavioral-health-services-clermont-recovery-center/6465798-r
<b>Coalition for Activity and Nutrition (CAN)</b>	<ul style="list-style-type: none"> <li>Promoting Healthy Behaviors</li> <li>Introducing Physical Activity</li> <li>Nutrition education</li> <li>Reducing youth smoking</li> </ul>	2275 Bauer Road #300 Batavia, OH 45103	(513) 732-7499	ccphohio.org/can
HealthSource of Ohio	<ul style="list-style-type: none"> <li>Services in family medicine, internal medicine, and pediatrics</li> <li>Behavioral health Dentistry OB/Gyn services Pharmacy</li> </ul>	Various	Various	healthsourceofohio.org
<b>LifePoint Solutions, division of Greater Cincinnati Behavioral Health Services</b>	<ul style="list-style-type: none"> <li>Care management</li> <li>Family support</li> <li>Mental health</li> <li>Substance abuse care</li> </ul>	Various	Various	www.gcbhs.com
<b>Mercy Health - Clermont Hospital</b>	<ul style="list-style-type: none"> <li>24-hour emergency care and critical care</li> <li>Adult behavioral health services</li> <li>Cancer care / oncology</li> <li>Cardiology</li> <li>Diabetes care and education</li> <li>Wound Care Center</li> <li>Women's Center</li> <li>Rehabilitation and therapy</li> <li>Primary and specialty care</li> <li>Lung specialists and pulmonary services</li> </ul>	3000 Hospital Drive Batavia, OH 45103	(513) 732-8200	www.mercy.com/locations/hospitals/cincinnati/mercy-health-clermont-hospital
<b>New Richmond Food Pantry</b>	<ul style="list-style-type: none"> <li>Food Pantry</li> </ul>	102 Willow Street New Richmond, OH 45157	(513) 553-3800	newrichmond.org



<b>United Way Of Greater Cincinnati Eastern Area</b>	<ul style="list-style-type: none"> <li>Community resources</li> </ul>	2085 James E. Sauls Sr. Drive Batavia, OH 45103	(513) 536-3000	www.uwgc.org
<b>Veterans' Service Commission</b>	<ul style="list-style-type: none"> <li>Emergency financial assistance</li> <li>Flags and grave markers</li> <li>Assists veterans or dependents in filing for VA benefits</li> <li>Transportation to local VA Medical Center</li> </ul>	76 South Riverside Drive Batavia, OH 45103	(513) 732-7363	clermontcountyveterans.com
<b>Hamilton County</b>				
<b>Resource Name</b>	<b>Description</b>	<b>Address</b>	<b>Phone Number</b>	<b>Website</b>
<b>ABC Pediatric Therapy Speech</b>	<ul style="list-style-type: none"> <li>PT, OT,</li> <li>Speech Therapy</li> <li>Developmental therapy</li> </ul>	7591 Tylers Place Boulevard West Chester, OH 45069 4325 Red Bank Road Cincinnati, OH 45227 2039 Anderson Ferry Road Cincinnati, OH 45238	(513) 271-2419 (513) 922-5437	www.abcpediatrictherapy.com
<b>Addiction Services Council</b>	<ul style="list-style-type: none"> <li>Assessment</li> <li>Family, group, and individual counseling</li> <li>Intervention, prevention, and treatment services</li> <li>Specialized services for Latinos</li> </ul>	2828 Vernon Place Cincinnati, OH 45219	(513) 281-7880	addictionservicescouncil.org/about-us
<b>American Cancer Society</b>	<ul style="list-style-type: none"> <li>Access/linkage to care Resource list</li> <li>Community education Caregiver resources</li> </ul>	2808 Reading Road Cincinnati, OH 45206	(513) 618-5585	www.cancer.org
<b>American Lung Society</b>	<ul style="list-style-type: none"> <li>Smoking cessation</li> <li>Advocacy Community education</li> </ul>	4050 Executive Park Drive #402 Cincinnati, OH 45241	(513) 985-3990	www.lung.org/local-content/_content-items/about-us/local-associations-office/Ohio-Cincinnati.html
<b>American Red Cross</b>	<ul style="list-style-type: none"> <li>Disaster response Education</li> <li>Emergency service</li> </ul>	Various	Various	www.redcross.org
<b>Anderson Township</b>	<ul style="list-style-type: none"> <li>Government services Senior Center</li> </ul>	7850 Five Mile Road,	(513) 688-8400	www.andersontownship.org

Cincinnati Children's Hospital Medical Center  
 EIN: 31-0833936  
 Community Health Needs Assessment 2019-2022

		Anderson Township, Ohio 45230		
<b>Bethany House/Homeless Coalition</b>	<ul style="list-style-type: none"> <li>• Homeless Shelter</li> <li>• Mental health services</li> <li>• Housing assistance</li> <li>• Emergency shelter</li> <li>• Nonprofit organization</li> <li>• United Way</li> </ul>	1836 Fairmount Avenue, Cincinnati, OH 45214	(513) 921-1131	www.bethanyhouseservices.org
<b>Bethesda North, TriHealth</b>	<ul style="list-style-type: none"> <li>• General medical/surgical acute care hospital</li> </ul>	10500 Montgomery Road Cincinnati, OH 45242	(513) 865-1111	ww.trihealth.com/hospitals-and-practices/bethesda-north-hospital
<b>Big Brothers Big Sisters of Greater Cincinnati</b>	<ul style="list-style-type: none"> <li>• Community based coalition</li> <li>• Mentoring for children</li> </ul>	2400 Reading Road, Suite 148 Cincinnati, OH 45202	(513) 421-4120	www.bigsforkids.org
<b>Boys and Girls Club of Greater Cincinnati</b>	<ul style="list-style-type: none"> <li>• Community based coalition</li> <li>• Mentoring for children</li> </ul>	600 Dalton Avenue Cincinnati, OH 45203	(513) 421-8909	https://bgcgc.org/
<b>Cancer Family Care</b>	<ul style="list-style-type: none"> <li>• Activities for children affected by cancer</li> <li>• Children's services</li> <li>• Free wigs, massage therapy, and healing touch therapy</li> <li>• Individual and family counseling</li> </ul> <p>Information about cancer-related illness and loss</p>	Various	Various	www.cancerfamilycare.org
<b>Cancer Justice Network</b>	<ul style="list-style-type: none"> <li>• Cancer treatment services for low income individuals</li> </ul>	4129 Georgia Avenue Cincinnati, OH 45223	(513) 919-2538	www.cancerjusticenetwork.org
<b>Catholic Charities of Southwest Ohio</b>	<ul style="list-style-type: none"> <li>• Family services</li> <li>• Mental health services</li> <li>• Refugee resettlement services</li> <li>• Senior services</li> </ul>	7162 Reading Road, Cincinnati, OH 45202	(513) 241-7745	ccswoh.org
<b>Center for Closing the Health Gap</b>	<ul style="list-style-type: none"> <li>• Advocacy</li> <li>• Education</li> </ul>	3120 Burnet Avenue, Suite 201	(513) 585-9874	closingthehealthgap.org

Cincinnati Children’s Hospital Medical Center  
 EIN: 31-0833936  
 Community Health Needs Assessment 2019-2022

	<ul style="list-style-type: none"> <li>• Community outreach to combat obesity and promote wellness</li> <li>• Annual Health Expo event</li> </ul>	Cincinnati, OH 45229		
<b>Christ Hospital</b>	<ul style="list-style-type: none"> <li>• General medical/surgical acute care hospital, plus more than 100 physician practice and outpatient locations</li> </ul>	2139 Auburn Avenue Cincinnati, OH 45219	(513) 585-2000	www.thechristhospital.com
<b>Cincinnati Association for the Blind</b>	<ul style="list-style-type: none"> <li>• Employment services for people with low vision or blindness</li> <li>• Access technology services</li> <li>• Counseling</li> <li>• Information services Social services</li> </ul>	2045 Gilbert Avenue, Cincinnati, OH 45202	(513) 221-8558	cincyblind.org
<b>Cincinnati-Hamilton County Community Action Agency</b>	<ul style="list-style-type: none"> <li>• Ex-offenders/Fresh Start</li> <li>• Head Start/HEAP utility assistance</li> <li>• Housing support</li> <li>• Supportive services</li> <li>• Tax preparation assistance</li> <li>• Workforce development</li> <li>• Youth construction training</li> </ul>	1740 Langdon Farm Road Cincinnati, Ohio 45237	(513) 569-1840	www.cincy-caa.org
<b>Cincinnati Health Department</b>	<ul style="list-style-type: none"> <li>• Center for Reproductive Health &amp; Wellness</li> <li>• Braxton F. Cann Memorial Medical Center</li> <li>• Crest Smile Shoppe</li> <li>• Elm Street Health Center</li> <li>• Millvale at Hopple Street Health Center Northside Health Center</li> <li>• Price Hill Health Center</li> </ul>	3101 Burnet Avenue, Cincinnati, OH 45219	(513) 357-7200	www.cincinnati-oh.gov/health
<b>Cincinnati Health Department - Childhood lead prevention</b>	<ul style="list-style-type: none"> <li>• Financial assistance to control lead hazards</li> <li>• Paint chip testing</li> </ul>	3101 Burnet Avenue Cincinnati, OH 45219	(513) 357-7200	www.cincinnati-oh.gov/health
<b>Cincinnati Interfaith Workers</b>	<ul style="list-style-type: none"> <li>• Union and labor justice</li> <li>• Workers' rights</li> </ul>	215 East 14th Street Cincinnati, OH 45202	(513) 621-5991	www.cworkers.org

Cincinnati Children’s Hospital Medical Center  
 EIN: 31-0833936  
 Community Health Needs Assessment 2019-2022

<b>Cincinnati Metropolitan Housing Authority (CMHA)</b>	<ul style="list-style-type: none"> <li>• Provides affordable rental housing for low income people and vouchers</li> </ul>	1627 Western Avenue Cincinnati, OH	(513) 721-4580	cintimha.com
<b>Cincinnati Recreational Center</b>	<ul style="list-style-type: none"> <li>• Recreation center</li> <li>• Community education</li> <li>• Fitness center</li> <li>• Senior services</li> </ul>	805 Central Avenue #800 Cincinnati, OH 45202	(513) 352-4000	www.cincinnati-oh.gov/recreation
<b>Cincinnati Works</b>	<ul style="list-style-type: none"> <li>• Employment assistance</li> <li>• Financial counseling</li> <li>• Educational services</li> <li>• Transportation services</li> </ul>	708 Walnut Street, Floor 2 Cincinnati, OH 45202	(513) 744.9675	cincinnatiworks.org
<b>Cincinnati Youth Collaborative</b>	<ul style="list-style-type: none"> <li>• Youth Services</li> <li>• Mentoring</li> <li>• College and career assistance</li> <li>• School-community partnerships</li> <li>• Community-based coalition</li> <li>• Employment assistance</li> </ul>	301 Oak Street Cincinnati, OH 45219	(513) 363-5200	www.cycyouth.org
<b>CityLink</b>	<ul style="list-style-type: none"> <li>• Job training programs</li> <li>• Employment assistance</li> <li>• Housing services</li> <li>• Education assistance</li> <li>• Transportation assistance</li> <li>• Child care</li> <li>• Legal rights</li> </ul>	800 Bank Street Cincinnati, OH 45214	(513) 357-2000	citylinkcenter.org
<b>Council on Aging</b>	<ul style="list-style-type: none"> <li>• Advocacy</li> <li>• Caregiver support</li> <li>• Programs and services for older adults and people with disabilities</li> <li>• Wellness programming, information and resource center</li> </ul>	175 TriCounty Parkway, Cincinnati, OH 45246	(513) 721-4580	www.help4seniors.org
<b>Cradle Cincinnati</b>	<ul style="list-style-type: none"> <li>• Mother and newborn wellness</li> </ul>	3333 Burnet Avenue MLC 7009	(513) 803-4822	www.cradlecincinnati.org

	<ul style="list-style-type: none"> <li>• Smoking cessation</li> <li>• Substance abuse prevention</li> <li>• Pregnancy support services</li> <li>• Pregnancy resources</li> <li>• Grief support</li> <li>• Prenatal care</li> </ul>	Cincinnati, OH 45229		
<b>Creating Healthy Communities</b>	<ul style="list-style-type: none"> <li>• Coalition of community organizationsto prevent chronic diseases in 6 Cincinnati neighborhoods: English Woods, Evanston, North Fairmount, South Fairmount, Spring Grove Village, and Winton Hills by focusing on policy, systems, and environmental changes in the areas of Active Living, Healthy Eating, and Tobacco Free housing and parks.</li> </ul>	246 N. High Street Columbus, Ohio 43215	(614) 644-7035	<a href="http://www.cincinnati-oh.gov/health/cincinnati-health-department-divisions1/environmental-health/health-promotion-worksite-wellness">www.cincinnati-oh.gov/health/cincinnati-health-department-divisions1/environmental-health/health-promotion-worksite-wellness</a>
<b>Crossroads Health Center</b>	<ul style="list-style-type: none"> <li>• Federally Qualified Health Center offering primary care for all ages</li> <li>• Alcohol and drug assessment and treatment</li> <li>• Bilingual staff Licensed daycare</li> <li>• Medication assisted treatment programs</li> <li>• Mental health counseling and treatment</li> </ul>	311 Martin Luther King Drive Cincinnati, OH 45219	(513) 475-5313	<a href="http://www.thecrossroadscenter.com">www.thecrossroadscenter.com</a>
<b>Easter Seals</b>	<ul style="list-style-type: none"> <li>• Disability services</li> <li>• Veteran’s services</li> </ul>	2901 Gilbert Avenue Cincinnati, OH 45206	(513) 281-2316	<a href="http://www.easterseals.com/gc/">www.easterseals.com/gc/</a>
<b>Every Child Succeeds</b>	<ul style="list-style-type: none"> <li>• Parent advocacy Prenatal care Community resources Family care Postpartum services</li> </ul>	3333 Burnet Avenue MLC 3005 Cincinnati, OH 45229	(513) 636-2830	<a href="http://www.everychildsucceeds.org">www.everychildsucceeds.org</a>

Cincinnati Children’s Hospital Medical Center  
 EIN: 31-0833936  
 Community Health Needs Assessment 2019-2022

<b>Family Nurturing Center</b>	<ul style="list-style-type: none"> <li>• Child abuse treatment services</li> </ul>	7162 Reading Road Cincinnati, OH 45202	(513) 381-1555	<a href="http://familynurture.org">familynurture.org</a>
<b>First Ladies Family Health</b>	<ul style="list-style-type: none"> <li>• Faith-based community</li> <li>• Community education</li> <li>• Churches</li> <li>• Free health screenings</li> <li>• Immunizations</li> </ul>	Various	(513) 352-3250	<a href="http://www.familyhealthday.org">www.familyhealthday.org</a>
<b>First Suburbs Consortium of Southwest Ohio</b>	<ul style="list-style-type: none"> <li>• Senior housing</li> <li>• Substance abuse prevention</li> <li>• Advocacy</li> </ul>	138 E. Court Street Cincinnati, OH 45202	(513) 946-4459	<a href="http://www.firstsuburbsswohio.org/home">www.firstsuburbsswohio.org/home</a>
<b>Freestore Foodbank</b>	<ul style="list-style-type: none"> <li>• Food distribution</li> <li>• Clothing assistance</li> <li>• Financial assistance</li> <li>• Cincinnati Cooks! and Kids Café</li> <li>• Social services</li> </ul>	112 E Liberty Street Cincinnati, OH 45202	(513) 482-4500	<a href="http://freestorefoodbank.org">freestorefoodbank.org</a>
<b>Good Samaritan Free Clinic</b>	<ul style="list-style-type: none"> <li>• Free primary &amp; specialty care</li> <li>• Dental services</li> <li>• Doctors</li> <li>• Counseling</li> <li>• Mammograms</li> <li>• Nutrition education</li> <li>• Diabetes prevention &amp; education</li> </ul>	3727 St Lawrence Avenue Cincinnati, OH 45205	(513) 246-6888	<a href="http://www.trihealth.com/hospitals-and-practices/good-samaritan-free-health-center">www.trihealth.com/hospitals-and-practices/good-samaritan-free-health-center</a>
<b>Hamilton County Public Health Department</b>	<ul style="list-style-type: none"> <li>• Disease prevention</li> <li>• Health promotion and education</li> <li>• Birth/death certificates</li> <li>• Nursing</li> <li>• Emergency preparedness and response</li> <li>• Epidemiology and assessment</li> <li>• Permitting, licensing and inspections</li> </ul>	250 William Howard Taft Cincinnati, OH 45219	(513) 946-7800	<a href="http://www.hamiltoncountyhealth.org">www.hamiltoncountyhealth.org</a>
<b>Hamilton County Parks</b>	<ul style="list-style-type: none"> <li>• Weekly free classes</li> </ul>	106 North Second Street	(513) 785-7055	<a href="http://www.hamiltonparks.net">www.hamiltonparks.net</a>

Cincinnati Children’s Hospital Medical Center  
 EIN: 31-0833936  
 Community Health Needs Assessment 2019-2022

	<ul style="list-style-type: none"> <li>• Community center</li> <li>• Fitness center</li> <li>• Parks and park district</li> </ul>	Hamilton, OH 45011		
<b>Healing Center</b>	<ul style="list-style-type: none"> <li>• Food pantry</li> <li>• Clothing</li> <li>• Health clinic</li> <li>• Emergency financial assistance</li> <li>• Financial programs</li> <li>• Employment assistance services</li> <li>• GED</li> </ul>	11345 Century Circle W Cincinnati, OH 45246	(513) 346-4080	<a href="http://www.healingcentercincinnati.org">www.healingcentercincinnati.org</a>
<b>HealthCare Connection</b>	<ul style="list-style-type: none"> <li>• Operates three primary care centers</li> <li>• Lincoln Heights Health Center</li> <li>• Mt. Healthy Family Practice</li> <li>• Forest Park Health Center (pediatrics)</li> <li>• Provides primary care for four behavioral health centers</li> </ul>	Various	(513) 554-4100	<a href="http://www.healthcare-connection.org">www.healthcare-connection.org</a>
<b>Healthy Beginnings</b>	<ul style="list-style-type: none"> <li>• Prenatal care</li> <li>• Maternal services</li> </ul>	Various	Various	<a href="http://www.healthybeginnings.org">www.healthybeginnings.org</a>
<b>Higher Education Mentoring Initiative (HEMI)</b>	<ul style="list-style-type: none"> <li>• Post-secondary education programs for foster youth</li> </ul>	Commons Edge South, 55 West Daniels Street Cincinnati, OH 45221	(513) 556-3670	<a href="http://www.uc.edu/cechpass/hemi.html">www.uc.edu/cechpass/hemi.html</a>
<b>Interact for Change</b>	<ul style="list-style-type: none"> <li>• Non-profit</li> <li>• Community services</li> <li>• Community Health and wellness</li> </ul>	3805 Edwards Road Cincinnati, OH 45209	513) 458-6680	<a href="http://www.interactforhealth.org">www.interactforhealth.org</a>
<b>Interact For Health</b>	<ul style="list-style-type: none"> <li>• Advocacy, access, grassroots</li> <li>• Reducing tobacco use</li> <li>• Addressing the opioid epidemic</li> <li>• Ensuring children have access to health care through school-based health centers.</li> </ul>	3805 Edwards Road Suite 500, Cincinnati, OH 45209	(513) 458-6600	<a href="http://www.interactforhealth.org">www.interactforhealth.org</a>

Cincinnati Children’s Hospital Medical Center  
 EIN: 31-0833936  
 Community Health Needs Assessment 2019-2022

	<ul style="list-style-type: none"> <li>• Substance abuse resource</li> <li>• Community education</li> </ul>			
<b>Job and Family Services</b>	<ul style="list-style-type: none"> <li>• Child and adult protection</li> <li>• Child care</li> <li>• Child support enforcement</li> <li>• Workforce development</li> <li>• Emergency financial assistance</li> <li>• Food assistance</li> <li>• Medical assistance</li> </ul>	222 East Central Parkway Cincinnati, Oh 45202	(513) 946-1000	www.hcjfs.org
<b>Kroger Clinics</b>	<ul style="list-style-type: none"> <li>• Health care services</li> <li>• Primary care Doctors</li> <li>• Store offering vaccinations</li> </ul>	Various	Various	www.thelittleclinic.com
<b>LADD</b>	<ul style="list-style-type: none"> <li>• Developmental disabilities services</li> <li>• Housing assistance</li> <li>• Supported employment Community connections</li> </ul>	3603 Victory Parkway Cincinnati, OH 45229	(513) 861-5233	www.laddinc.org
<b>Legal Aid Society of Greater Cincinnati</b>	<ul style="list-style-type: none"> <li>• Legal Assistance</li> </ul>	215 E. 9 <sup>th</sup> Street, #200 Cincinnati, OH 45202	(513) 241-9400	www.lascinti.org
<b>Lighthouse Youth Services Safe &amp; Supported</b>	<ul style="list-style-type: none"> <li>• LGBTQ Housing</li> <li>• Housing services</li> <li>• Homelessness support</li> <li>• Mental health services</li> </ul>	401 E. McMillan Cincinnati, OH 45206	(800) 474-4129	www.lys.org/services/homeless-and-runaway-youth/safe-and-supported
<b>Mental Health Access Point, division of Central Clinic</b>	<ul style="list-style-type: none"> <li>• Application assistance for medical and disability benefits</li> <li>• Assessment, support and connections for those in need of mental health services</li> <li>• Housing assessments</li> <li>• Mental health assessments</li> </ul>	311 Albert Sabin Way Cincinnati, OH 45229	(513) 558-8888	www.mentalhealthaccesspoint.org



Cincinnati Children's Hospital Medical Center  
 EIN: 31-0833936  
 Community Health Needs Assessment 2019-2022

	<ul style="list-style-type: none"> <li>• Transitional case management</li> </ul>			
<b>Miami Whitewater Park</b>	<ul style="list-style-type: none"> <li>• Parks and park districts Paddleboats, bikes, fishing, trails, walking, kids activities</li> <li>• Fitness</li> </ul>	9001 Mt. Hope Road Crosby Township, OH 45030	(513) 367-9632	<a href="http://www.greatparks.org/parks/miami-whitewater-forest">www.greatparks.org/parks/miami-whitewater-forest</a>
<b>Northside Health Center</b>	<ul style="list-style-type: none"> <li>• Health care services</li> <li>• Primary care</li> <li>• Community health center Doctors</li> </ul>	917 Spring Grove Avenue Cincinnati, OH 45223	(513) 357-7600	<a href="https://uchealth.com/locations/northside-health-center">https://uchealth.com/locations/northside-health-center</a>
<b>Norwood Health Department</b>	<ul style="list-style-type: none"> <li>• Blood pressure screening</li> <li>• Bureau for Children with Medical Handicaps</li> <li>• Car seat checks</li> <li>• Health education</li> <li>• Help Me Grow</li> <li>• Home health visits</li> <li>• Immunizations</li> <li>• Nursing services for youth, elderly, and pregnant women</li> <li>• Tuberculosis testing</li> </ul>	2059 Sherman Avenue Cincinnati, OH 45212	(513) 458-4600	<a href="http://www.norwoodhealth.org">www.norwoodhealth.org</a>
<b>Norwood Senior Center</b>	<ul style="list-style-type: none"> <li>• Senior center</li> </ul>	1810 Courtland Avenue Cincinnati, OH 45212	(513) 458-4635	
<b>Ohio Benefit Bank</b>	<ul style="list-style-type: none"> <li>• Food pantry</li> <li>• Food bank</li> <li>• Resource list</li> <li>• Services assistance</li> </ul>	101 East Town Street, Suite. 540 Columbus, Ohio 43215	(800) 648-1176	<a href="http://www.ohiobenefits.org">www.ohiobenefits.org</a>
<b>People Working Cooperatively</b>	<ul style="list-style-type: none"> <li>• Home repairs for low-income, elderly, and disabled homeowners</li> <li>• Home maintenance</li> <li>• Mobility modification</li> <li>• Weatherization</li> <li>• Work/Life quality and flexibility</li> </ul>	4612 Paddock Road Cincinnati, OH 45229	(513) 351-7921	<a href="http://www.pwchomerepairs.org">www.pwchomerepairs.org</a>
<b>Planned Parenthood</b>	<ul style="list-style-type: none"> <li>• STI testing</li> </ul>	HEADQUARTERS(Not a Clinic)	(614) 224-2235	<a href="http://www.plannedparenthood.org">www.plannedparenthood.org</a>

Cincinnati Children's Hospital Medical Center  
 EIN: 31-0833936  
 Community Health Needs Assessment 2019-2022

	<ul style="list-style-type: none"> <li>• Pregnancy Testing</li> <li>• Women's health services</li> <li>• Community education</li> <li>• Doctors</li> </ul>	206 E. State Street Columbus, OH 43215		rg/planned- parenthood- greater-ohio
<b>PreventionFIRST! Coalition</b>	<ul style="list-style-type: none"> <li>• Substance abuse prevention services</li> <li>• Community-based coalition</li> <li>• Community education</li> </ul>	2330 Victory Parkway, Suite 703 Cincinnati, Ohio 45206	(513) 751-8000	www.prevention- first.org
<b>Proud Scholars</b>	<ul style="list-style-type: none"> <li>• LGBTQ Educational services</li> <li>• Financial support</li> <li>• Social support</li> </ul>	P.O. Box 14901 Cincinnati, OH 45205	NA	www.proudscholars.org
<b>St. Charles Borromeo Church</b>	<ul style="list-style-type: none"> <li>• Roman Catholic church tending to the needs of the Hispanic community</li> </ul>	115 West Seymour Avenue Cincinnati, OH 45216	(513) 277-0391	www.sancarloscincinnati.org
<b>St. Elizabeth Healthcare</b>	<ul style="list-style-type: none"> <li>• Hospital health care system including six facilities throughout Northern Kentucky</li> </ul>	Various	Various	www.stelizabeth.com
<b>St. Vincent de Paul</b>	<ul style="list-style-type: none"> <li>• Pharmacy</li> <li>• General Support (Person to Person)</li> <li>• Health and Dental Services</li> <li>• Clothing</li> <li>• Food pantry</li> <li>• Re-entry program</li> </ul>	25 Bank Street Cincinnati, OH 45214	(513) 562-8841	www.svdpcincinnati.org
<b>Santa Maria Community Services</b>	<ul style="list-style-type: none"> <li>• Early childhood and youth development</li> <li>• Bienestar Hispanic</li> <li>• Health Access program and services</li> <li>• Health and Wellness programming that reaches out to older adults, Appalachians, African-Americans, and Latino immigrants</li> <li>• Workforce development</li> </ul>	617 Steiner Avenue Cincinnati, OH 45204	(513) 557-2700	www.santamaria- cincy.org

Cincinnati Children’s Hospital Medical Center  
 EIN: 31-0833936  
 Community Health Needs Assessment 2019-2022

<b>Su Casa Hispanic Center</b>	<ul style="list-style-type: none"> <li>• Program of Catholic Charities of SW Ohio</li> <li>• Primary provider of social, educational, language, employment, and health care services to Hispanic/Latino community</li> </ul>	7162 Reading Road, Suite 600 Cincinnati, Ohio 45237	(513) 241-7745	<a href="http://ccswoh.org/services/sucasa">ccswoh.org/services/sucasa</a>
<b>Talbert House</b>	<ul style="list-style-type: none"> <li>• Network of services focusing on prevention, assessment, treatment, and reintegration:</li> <li>• Adult and youth behavioral health</li> <li>• Court and corrections</li> <li>• Housing Substance abuse</li> </ul>	2600 Victory Parkway Cincinnati, OH 45206	(513) 281-2273	<a href="http://www.talberthouse.org">www.talberthouse.org</a>
<b>The Children’s Home of Cincinnati</b>	<ul style="list-style-type: none"> <li>• Social, behavioral, and learning support</li> <li>• Mental health care</li> <li>• Nutrition Council</li> <li>• Parent services</li> <li>• Professional training</li> </ul>	5050 Madison Road Cincinnati, OH 45227	(513) 272-2800	<a href="http://www.thechildrenshomecinti.org">www.thechildrenshomecinti.org</a>
<b>The K.A.S.S.I.E. Project</b>	<ul style="list-style-type: none"> <li>• Support services for survivors of sexual &amp; domestic violence abuse</li> </ul>	PO BOX 46197 Cincinnati, Ohio 45246	(513) 400-5896	<a href="http://www.thekassieproject.org">www.thekassieproject.org</a>
<b>UC Hospital</b>	<ul style="list-style-type: none"> <li>• General adult medical/surgical acute care hospital and teaching facility</li> </ul>	234 Goodman Street Cincinnati, OH 45219	(513) 584-1000	<a href="http://uhealth.com/university-of-cincinnati-medical-center">uhealth.com/university-of-cincinnati-medical-center</a>
<b>UMADAOP</b>	<ul style="list-style-type: none"> <li>• Alcohol and drug addiction prevention services for children and adults</li> </ul>	3021 Vernon Place Cincinnati, OH 45219	(513) 541-7099	<a href="http://www.cincyumadaop.org">www.cincyumadaop.org</a>
<b>Urban League of Greater Southwestern Ohio</b>	<ul style="list-style-type: none"> <li>• African-American business development</li> <li>• Leadership program</li> <li>• Sickle Cell Awareness Group</li> <li>• Workforce development</li> </ul>	3458 Reading Road Cincinnati, OH 45229	(513) 281-9955	<a href="http://www.ulgso.org">www.ulgso.org</a>

Cincinnati Children’s Hospital Medical Center  
 EIN: 31-0833936  
 Community Health Needs Assessment 2019-2022

<b>University of Cincinnati LGBTQ Center</b>	<ul style="list-style-type: none"> <li>• LGBTQ support groups cultural programs</li> <li>• Transgender resources</li> </ul>	2600 Clifton Avenue Cincinnati OH 45221	(513) 556-0000	<a href="http://www.uc.edu/campus-life/lgbtq.html">www.uc.edu/campus-life/lgbtq.html</a>
<b>Vineyard Community Church</b>	<ul style="list-style-type: none"> <li>• The Healing Center offers:</li> <li>• Annual health fair</li> <li>• Auto repair clinic</li> <li>• Financial counseling</li> <li>• GED help</li> <li>• Health care screenings</li> <li>• Job coaching</li> <li>• Support groups</li> <li>• Tax preparation</li> <li>• Veterans' services</li> </ul>	Various	(513) 671-0422	<a href="http://www.vineyardcincinnati.com">www.vineyardcincinnati.com</a>
<b>WinMed Health Services</b>	<ul style="list-style-type: none"> <li>• Federally Qualified Health Center</li> <li>• Family health care (including OB/Gyn)</li> <li>• Pediatric care</li> <li>• Screenings and testing</li> </ul>	Various	(513) 233-7100	<a href="http://www.winmedinc.org">www.winmedinc.org</a>
<b>Women Helping Women</b>	<ul style="list-style-type: none"> <li>• Gender-based violence prevention</li> <li>• Support groups</li> <li>• Crisis hotline</li> <li>• Court and hospital accompaniment</li> <li>• Therapy</li> <li>• Community Education</li> </ul>	215 E. 9th Street 7th Floor Cincinnati, OH 45202	(513) 381-5610	<a href="http://www.womenhelpingwomen.org">www.womenhelpingwomen.org</a>
<b>Working in Neighborhoods</b>	<ul style="list-style-type: none"> <li>• Community building</li> </ul>	1814 Dreman Avenue Cincinnati, OH 45223	(513) 541-4109	<a href="http://www.wincincy.org">www.wincincy.org</a>
<b>YMCA</b>	<ul style="list-style-type: none"> <li>• YMCA</li> <li>• Diabetes Prevention</li> <li>• Community center</li> <li>• Fitness center</li> <li>• Community health</li> </ul>	1105 Elm Street Cincinnati, OH 45202	(513) 362.9622	<a href="http://www.cincinnatiymca.org">www.cincinnatiymca.org</a>

	<ul style="list-style-type: none"> <li>center</li> <li>• Senior center</li> <li>• Community education</li> <li>• Childcare</li> <li>• Nutrition resource</li> <li>• Recreation center</li> </ul>			
<b>YWCA Hamilton</b>	<ul style="list-style-type: none"> <li>• Domestic violence prevention</li> <li>• Women empowerment</li> <li>• Racial justice</li> </ul>	244 Dayton Street Hamilton, OH 45011	(513) 856-9800	www.ywcahamilton.com
<b>Warren County</b>				
<b>Resource Name</b>	<b>Description</b>	<b>Address</b>	<b>Phone</b>	<b>Website</b>
<b>Abuse &amp; Rape Crisis Center (ARCS)</b>	<ul style="list-style-type: none"> <li>• Survivor support</li> <li>• Abuse &amp; rape crisis center</li> <li>• Shelter services</li> <li>• Domestic violence prevention education</li> <li>• Advocacy</li> <li>• Legal services</li> <li>• Trauma therapy</li> <li>• Children's programs</li> <li>• 24/7 Sheltering Services</li> <li>• Individual and Group Support</li> <li>• Counseling</li> </ul>	1809, 27 N East Street Lebanon, OH 45036	(513) 695-1185	arcshelter.com
<b>Atrium Medical Center</b>	<ul style="list-style-type: none"> <li>• Verified level III trauma center and primary stroke center</li> <li>• Advanced cancer care</li> <li>• Maternal - Child Health</li> <li>• Center for self- pay and indigent</li> <li>• Obstetrics Surgery</li> <li>• Women's Center</li> </ul>	Various	(513) 974-2111	www.atriummedcenter.org

Cincinnati Children's Hospital Medical Center  
 EIN: 31-0833936  
 Community Health Needs Assessment 2019-2022

<b>Beech Acres Parenting Center</b>	<ul style="list-style-type: none"> <li>• Mental health services</li> <li>• Family services</li> </ul>	767 Columbus Avenue, Suite 2 Lebanon, Ohio 45036	(513) 231-6630	beechacres.org
<b>Centerpoint Health</b>	<ul style="list-style-type: none"> <li>• Primary care</li> <li>• Dental</li> <li>• Mental health services</li> </ul>	333 Conover Drive Franklin, OH 45005	(513) 318-1188	www.centerpointhealth.org
<b>Countryside YMCA</b>	<ul style="list-style-type: none"> <li>• Child care centers for after school/summer</li> <li>• Child health resources</li> <li>• Exercise and fitness facilities</li> </ul>	Various	Various	countrysideymca.org
<b>Family Children First Council</b>	<ul style="list-style-type: none"> <li>• Family services</li> <li>• Child services</li> </ul>	4076 Youngstown Road S.E., Suite 201 Warren, Ohio 44484	(330) 675-2765, ext. 109	www.familyfirsttrumbull.org
<b>Fire Chief for the City of Franklin</b>	<ul style="list-style-type: none"> <li>• Fire department</li> <li>• EMS Services</li> </ul>	One Benjamin Franklin Way Franklin, OH 45005	(937) 746-9921	www.franklinohio.org/ government/safety- department/fire-ems- division
<b>HealthSource of Ohio</b>	<ul style="list-style-type: none"> <li>• Community health center</li> <li>• Primary healthcare services</li> <li>• Mental health services</li> </ul>	5400 DuPont Circle, Suite A Milford , Ohio 45150	(513) 576-7700	www.healthsourceofohio.org
<b>HOPE &amp; Mobile Crisis</b>	<ul style="list-style-type: none"> <li>• Basic mental health coping skills and referrals</li> </ul>	1100 Wayne Street, Suite 4000 Troy, OH 45373	(937) 451-3232	www.tcbmds.org/hotlinehope-line.html
<b>Lindner Center for Hope</b>	<ul style="list-style-type: none"> <li>• Adolescent care</li> <li>• Behavioral health issues</li> <li>• Inpatient and outpatient services</li> <li>• Residential care</li> </ul>	4075 Old Western Row Mason, OH 45040	(513) 536-4673	lindnercenterofhope.org
<b>Mental Health Recovery Services of Warren and Clinton Counties</b>	<ul style="list-style-type: none"> <li>• Local board of alcohol, drug addiction and mental health services</li> </ul>	212 Cook Road Lebanon, OH 45036	(513) 695-1695	www.mhrsonline.org

	<ul style="list-style-type: none"> <li>• Planning, funding, and evaluation of comprehensive mental health and recovery services</li> </ul>			
<b>PreventionFIRST (Pieces2Prevention)</b>	<ul style="list-style-type: none"> <li>• Education and resources to promote healthy, respectful, non-violent relationships</li> <li>• Education and prevention of:               <ul style="list-style-type: none"> <li>• Child abuse &amp; maltreatment</li> <li>• Bullying prevention</li> <li>• Teen Dating Violence</li> <li>• Mental Health Problems</li> <li>• Alcohol, Tobacco &amp; other Drug Use</li> <li>• Domestic Violence</li> <li>• Sexual Assault</li> <li>• Elder Abuse</li> </ul> </li> </ul>	2100 Sherman Avenue, Suite 102 Cincinnati, OH 45212	(513) 751-8000	www.pieces2prevention.com
<b>Solutions Community Counseling and Recovery Centers</b>	<ul style="list-style-type: none"> <li>• Locations in Franklin, Lebanon, Mason, Springboro, and Wilmington</li> <li>• Mental health and substance abuse services for children, adolescents, and adults</li> </ul>	975 Kingsview Drive Lebanon, OH 45036	(513) 228-7800	mobile.solutionsccrc.org
<b>Substance Abuse Prevention Coalition of Warren County</b>	<ul style="list-style-type: none"> <li>• Substance abuse services Drug prevention services</li> </ul>	1879 Deerfield Road Lebanon, OH 45036	(513) 695-2900 extension: 3105	www.sapcwarrencounty.org
<b>Talbert House</b>	<ul style="list-style-type: none"> <li>• Mental health services Addiction recovery services Crisis intervention</li> </ul>	8401 Claude Thomas Road Suite 38, Franklin OH 45005  759 Columbus Avenue Lebanon OH 45036	(937) 723-0883 (513) 932-4337	www.talberthouse.org

Cincinnati Children's Hospital Medical Center  
 EIN: 31-0833936  
 Community Health Needs Assessment 2019-2022

<b>The Dragonfly Foundation</b>	<ul style="list-style-type: none"> <li>• Patient services</li> <li>• Caregiver services</li> <li>• Community connections</li> </ul>	9275 Governors Way Cincinnati, OH 45249	(513) 494-6474	dragonfly.org
<b>United Way of Warren County</b>	<ul style="list-style-type: none"> <li>• School readiness Health education Employment assistance Health and wellness</li> </ul>	3989 US-42 Lebanon, OH 45036	(513) 932-3987	www.uwwcoh.org
Warren County Combined Health District	<ul style="list-style-type: none"> <li>• Adult clinic</li> <li>• Birth and death certificates</li> <li>• Child health clinic</li> <li>• Environmental health services</li> <li>• Family planning clinic</li> <li>• Flu clinic</li> <li>• HIV testing clinic</li> <li>• Prenatal clinic</li> <li>• Sexually Transmitted Disease Clinic</li> <li>• Tuberculosis control</li> </ul>	416 East Street Lebanon, OH 45036	(513) 695-1228	warrenchd.com
Warren County Crisis Center	<ul style="list-style-type: none"> <li>• Crisis center</li> </ul>	212 Cook Road Lebanon, OH 45036	(513) 932-3987	www.uwwcoh.org
Warren County Foundation	<ul style="list-style-type: none"> <li>• Non-profit funding Scholarships</li> </ul>	118 E Main Street Lebanon, OH 45036	(513) 934-1001	www.warrencountyfoundati on.org
Warren County Parks and Recreation	<ul style="list-style-type: none"> <li>• Little League sports</li> <li>• Maintains 3 trailheads, public golf course, and over 1,600 acres of parks and natural area</li> </ul>	1267 N. State Route 741 Lebanon, OH 45036	(513) 695-1109 Lebanon (513) 925-1109 Cincinnati (513) 261-1109 Franklin/Middl etown (937) 425-1109 Dayton	www.co.warren.oh.us/park s